



# **Electric Power Entity Reporting Imports, Exports, and Wheels**

## **Covered Emissions Calculation Section 95111**

April 26, 2012

Presentation Slides Available Here:

<http://www.arb.ca.gov/cc/reporting/ghg-rep/ghg-rep.htm>



## *Disclaimer*

*This training is provided by ARB solely for informational purposes. It does not provide legal advice and does not have legally binding effect. This training does not supplant, replace or amend any of the legal requirements in the Regulation for the Mandatory Reporting of Greenhouse Gas Emissions, title 17, California Code of Regulations, sections 95100-95157 and associated regulations referenced therein.*

*Conversely, any omission or truncation of regulatory requirements found within this training does not relieve any entity or person of their legal obligations to fully comply with all requirements of the regulation.*

# **Presentation Agenda**

## ***Reporting Under §95111***

1. Reporting Timeline - Key Dates
2. Regulatory Basis for Reporting
3. Cal e-GGRT Reporting Tool
4. Excel Workbook: Covered Emissions Calculation
5. Data Transfer to Cal-eGGRT: Save Excel Workbook to XML and Upload
6. Data Certification by June 1<sup>st</sup>
7. Verification Process Overview
8. Training Resources & Additional Information

# Regulatory Basis for Reporting

- California Air Resources Board MRR
  - Regulation for the Mandatory Reporting of Greenhouse Gas Emissions, title 17, California Code of Regulations, Sections 95100-95157
  - [http://www.arb.ca.gov/cc/reporting/ghg-rep/regulation/2010\\_regulation.htm](http://www.arb.ca.gov/cc/reporting/ghg-rep/regulation/2010_regulation.htm)
- AB 32 Requirement
- US EPA GHG Rule

# Key Reporting Dates

- See **Key Dates** webpage for specific dates applicable to reporting year
- <http://www.arb.ca.gov/cc/reporting/ghg-rep/ghg-rep-dates.htm>
- Actual Reporting Dates may differ from dates specified in the regulation if the specified dates fall on a Saturday, Sunday, or Holiday
- **Key Dates** page is updated annually with required submission dates



# **Cal-eGGRT Reporting Tool**

## *Overview of Section 95111 Requirements*

# What is Cal e-GGRT?

- Cal e-GGRT is the online system used to report all data required by the GHG mandatory reporting regulation.
- The tool contains modules for each sector required to report.
  - Also includes modules for Fee Regulation and SF<sub>6</sub>
- Multiple users can be associated with a single facility or entity.
- Verifiers can be associated with facilities and entities in the tool for verification purposes” rather than “data review purposes.



# Overview of Cal e-GGRT Operation

- Registration – old and new reporters.
- Input required facility information.
- Adding subparts for reporting.
- Entering emissions data.
- Data reporting mechanisms.
  - Direct interface, XML spreadsheet uploads, spreadsheet attachments (varies by sector)
- Validation messages.



# Registration

- Need an ARB Registration Code to register in Cal e-GGRT
  - New reporters must request an ARB Registration Code prior to registration. Send an e-mail request to [ghgreport@arb.ca.gov](mailto:ghgreport@arb.ca.gov)

## **March 1: Registration and System Overview**

A brief overview of registering in the new Cal e-GGRT system and overall system operation.

Slides: [1-per-page \(color\)](#) [4-per-page \(B&W\)](#)

[Detailed Registration Instructions](#)

# Cal e-GGRT Tabs

## Data Reporting Tab

California Environmental Protection Agency  
**Air Resources Board**
TRAINING SITE



HOME
FACILITY MANAGEMENT
DATA REPORTING
Hello, Martinus Wolf | My Profile | Logout

? Cal e-GGRT Help

General Reporting Information

### e-GGRT Greenhouse Gas Data Reporting

Select Facility

**ANNUAL GHG DATA REPORTING**

You must select a facility to begin using any Data Reporting features, which include: Specifying which subparts the facility will be reporting, entering or updating corporate parent information (subpart A), entering GHG data and viewing validation reports, and lastly, preparing and submitting the Annual Report to ARB.

**REPORTING FACILITIES**


ARB ID	Facility or Supplier	Annual Report Status	Facility Overview
314	ARB Test Facility - TEST ONLY - Production Site (Sacramento, CA)	Not generated	<a href="#" style="background-color: #2196f3; color: white; padding: 2px 5px; text-decoration: none;">OPEN</a>

**FACILITIES NOT REPORTING IN 2011:**

ARB ID	Facility or Supplier	Annual Report Status	Facility Overview
No facilities found.			

Contact Us
Cal-eGGRT RY2011.R.63 | DR-facility-select

# Reporting Emissions

California Environmental Protection Agency
**TRAINING SITE**


**Air Resources Board**

HOME FACILITY MANAGEMENT DATA REPORTING

Hello, Martinus Wolf | [My Profile](#) | [Logout](#)

Cal e-GGRT Help

- ▶ How to add a subpart and report data
- ▶ General reporting information
- ▶ How to submit an annual report

ARB Test Facility - TEST ONLY - Production Site (2011)

## Cal e-GGRT Greenhouse Gas Data Reporting

Select Facility » [Facility or Supplier Overview](#)

**FACILITY OR SUPPLIER OVERVIEW**

This page allows you to add the source and/or supplier categories for which your facility or supplier will be reporting, then to access those data reporting screens using the OPEN buttons.


After data reporting is complete, you can initiate the annual report review and submission process from this page by using the SUBMIT button (or RESUBMIT for subsequent submissions if needed).



CO<sub>2</sub> equivalent emissions (excluding biogenic) from subparts C - HH (metric tons)



Biogenic CO<sub>2</sub> emissions from subparts C - HH (metric tons)



CO<sub>2</sub> equivalent quantity from supplier categories (metric tons)

[VIEW GHG DETAILS](#)

# Reporting Emissions

## REPORT DATA

2011 Reporting Source or Supplier Category	Validation Messages?	Subpart Reporting
Sections 95100-95108 (Subpart A)—General Information	<a href="#">View Messages</a>	<a href="#">OPEN</a>
Section 95111—Electric Power Entities	<a href="#">View Messages</a>	<a href="#">OPEN</a>

[+ ADD or REMOVE Subparts](#)

## SUBPART ATTACHMENTS

Uploaded File Name	Subpart	Uploaded By	Uploaded Date
No subpart attachments			

## SUBMIT ANNUAL REPORT

If all subparts are completed and Validation Messages addressed to your satisfaction, you are ready to prepare and submit an Annual Report.

Report	Uploaded File Name	Status	Submitted Date	Certification Date

## VERIFICATION BODY

You may only select a verification body after the report has been generated.

This report does not require third party verification.



# Reporting: Adding Subparts

California Environmental Protection Agency
**TRAINING SITE**
**Cal e-GGRT**
California Electronic Greenhouse Gas Reporting Tool

Air Resources Board
Hello, Martinus Wolf | My Profile | Logout

[Cal e-GGRT Help](#)

How to add a subpart and report data

ARB Test Facility - TEST ONLY - Production Site (2011)

## e-GGRT Greenhouse Gas Data Reporting

Select Facility » Facility Overview » **Section (Subpart) Selection**

**SECTION (SUBPART) SELECTION**

Please check all relevant ARB rule sections for this facility or supplier. Further information can be found in the e-GGRT Help links to the left.

<p><b>EPA SUBPARTS D - AA</b></p> <div style="border: 1px solid #ccc; background-color: #e0f0e0; padding: 5px; margin-bottom: 5px;"> <input type="checkbox"/> 95112 (Subpart D)—Acid Rain Program EGU Description ( <a href="#">SHOW</a>   <a href="#">HIDE</a> )         </div> <div style="border: 1px solid #ccc; background-color: #e0f0e0; padding: 5px; margin-bottom: 5px;"> <input type="checkbox"/> 95110 (Subpart H)—Cement Production Description ( <a href="#">SHOW</a>   <a href="#">HIDE</a> )         </div> <div style="border: 1px solid #ccc; background-color: #e0f0e0; padding: 5px;"> <input type="checkbox"/> 95116 (Subpart N)—Glass Production Description ( <a href="#">SHOW</a>   <a href="#">HIDE</a> )         </div>	<p><b>GENERAL STATIONARY FUEL COMBUSTION</b></p> <div style="border: 1px solid #ccc; background-color: #e0f0e0; padding: 5px; margin-bottom: 5px;"> <input type="checkbox"/> 95115, 95112 (Subpart C)—Stationary Fuel Combustion Description ( <a href="#">SHOW</a>   <a href="#">HIDE</a> )         </div> <p><b>SUPPLIER CATEGORIES</b></p> <div style="border: 1px solid #ccc; background-color: #e0f0e0; padding: 5px; margin-bottom: 5px;"> <input type="checkbox"/> 95121 (Subpart MM)—Suppliers of Petroleum Products Description ( <a href="#">SHOW</a>   <a href="#">HIDE</a> )         </div> <div style="border: 1px solid #ccc; background-color: #e0f0e0; padding: 5px;"> <input type="checkbox"/> 95122 (Subpart NN)—Suppliers of Natural Gas         </div>
---	--

# Reporting: Adding Subparts

<input type="checkbox"/> <b>95114 (Subpart P)—Hydrogen Production</b> Description ( <a href="#">SHOW</a>   <a href="#">HIDE</a> )	<b>and Natural Gas Liquids</b> Description ( <a href="#">SHOW</a>   <a href="#">HIDE</a> )
<input type="checkbox"/> <b>95120 (Subpart Q)—Iron and Steel Production</b> Description ( <a href="#">SHOW</a>   <a href="#">HIDE</a> )	<input type="checkbox"/> <b>95123 (Subpart PP)—Suppliers of Carbon Dioxide</b> Description ( <a href="#">SHOW</a>   <a href="#">HIDE</a> )
<input type="checkbox"/> <b>95117 (Subpart S)—Lime Manufacturing</b> Description ( <a href="#">SHOW</a>   <a href="#">HIDE</a> )	<b>AB 32 COST OF IMPLEMENTATION FEE REGULATION</b>
<input type="checkbox"/> <b>95118 (Subpart V)—Nitric Acid Production</b> Description ( <a href="#">SHOW</a>   <a href="#">HIDE</a> )	<input type="checkbox"/> <b>95201-95207—AB 32 Cost of Implementation Fee Regulation</b> Description ( <a href="#">SHOW</a>   <a href="#">HIDE</a> )
<input type="checkbox"/> <b>95150-95157 (Subpart W)—Oil and Natural Gas Systems</b> Description ( <a href="#">SHOW</a>   <a href="#">HIDE</a> )	<b>SF6 GAS INSULATED SWITCHGEAR</b>
<input type="checkbox"/> <b>95113 (Subpart Y)—Petroleum Refineries</b> Description ( <a href="#">SHOW</a>   <a href="#">HIDE</a> )	<input type="checkbox"/> <b>95350-95359—SF6 Gas Insulated Switchgear</b> Description ( <a href="#">SHOW</a>   <a href="#">HIDE</a> )
<input type="checkbox"/> <b>95119 (Subpart AA)—Pulp and Paper Manufacturing</b> Description ( <a href="#">SHOW</a>   <a href="#">HIDE</a> )	<b>ELECTRIC POWER ENTITIES</b>
<input type="checkbox"/> <b>95111 (Subpart AA)—Pulp and Paper Manufacturing</b> Description ( <a href="#">SHOW</a>   <a href="#">HIDE</a> )	<input checked="" type="checkbox"/> <b>95111—Electric Power Entities</b> Description ( <a href="#">SHOW</a>   <a href="#">HIDE</a> )

# Reporting: Adding 95111 Module

- Add or remove subparts as applicable to reporting entity
- Use to add 95111 “subpart”
- OPEN subpart to complete data entry for each component

Patrick Training Test Facility (2011)


## Cal e-GGRT Greenhouse Gas Data Reporting

Select Facility » [Facility or Supplier Overview](#)

### FACILITY OR SUPPLIER OVERVIEW

This page allows you to add the source and/or supplier categories for which your facility or supplier will be reporting, then to access those data reporting screens using the OPEN buttons.

After data reporting is complete, you can initiate the annual report review and submission process from this page by using the SUBMIT button (or RESUBMIT for subsequent submissions if needed).

 **The Annual Report has already been prepared.** Any changes you make to report data will not be reflected in that version. After making changes to report data you must choose GENERATE/RESUBMIT below, then click GENERATE REPORT for those changes to be included in an updated version of the Annual Report.

CO<sub>2</sub> equivalent emissions (excluding biogenic) from subparts C - HH (metric tons)

Biogenic CO<sub>2</sub> emissions from subparts C - HH (metric tons)

CO<sub>2</sub> equivalent quantity from supplier categories (metric tons)

[VIEW GHG DETAILS](#)

The totals shown above do not include the de minimis emissions entered in subpart A.

### REPORT DATA

2011 Reporting Source or Supplier Category	Validation Messages?	Subpart Reporting
Sections 95100-95108 (Subpart A)—General Information	None	<a href="#" style="background-color: #0070C0; color: white; padding: 2px 5px;">OPEN</a>
Sections 95350-95359—SF6 Gas Insulated Switchgear	<a href="#">View Messages</a>	<a href="#" style="background-color: #0070C0; color: white; padding: 2px 5px;">OPEN</a>

[+ADD or REMOVE Subparts](#)

# Data Reporting

**REPORT DATA**

2011 Reporting Source or Supplier Category	Validation Messages?	Subpart Reporting
Sections 95100-95108 (Subpart A)—General Information	<a href="#">View Messages</a>	<a href="#">OPEN</a>
Section 95111—Electric Power Entities	<a href="#">View Messages</a>	<a href="#">OPEN</a>

[+ ADD or REMOVE Subparts](#)

---

**SUBPART ATTACHMENTS**

Uploaded File Name	Subpart	Uploaded By	Uploaded Date
No subpart attachments			

---

**SUBMIT ANNUAL REPORT**

If all subparts are completed and Validation Messages addressed to your satisfaction, you are ready to prepare and submit an Annual Report.

Report	Uploaded File Name	Status	Submitted Date	Certification Date

---

**VERIFICATION BODY**

You may only select a verification body after the report has been generated.

This report does not require third party verification.



# Data Reporting – §95111

(Open Section 95111 module to begin reporting)

ARB Test Facility - TEST ONLY - Production Site (2011)

## Section 95111: Electric Power Entities

### Electric Power Entity Overview

#### OVERVIEW OF ELECTRIC POWER ENTITIES (EPE) REPORTING REQUIREMENTS

**Electricity Importers or Exporters** should download the Electricity Importers or Exporters spreadsheet below, complete the spreadsheet, export the completed spreadsheet to XML, and upload exported XML below.

**MJRP**s should attach a completed Supplemental Data for MJRP's spreadsheet (which can be downloaded below).

**WAPA and DWR SWP**s should attach a completed Supplemental Data for WAPA and DWR SWP spreadsheet (which can be downloaded below).

**BPA**s should attach a completed Optional Asset Controlling Supplier Report spreadsheet (which can be downloaded below).



#### 1) DOWNLOAD APPLICABLE FORM(S)

<a href="#">Workbook 1 EPE</a>	Importers and Exporters	
<a href="#">Workbook 2 EPE</a>	Supplementary Data for MJRP	
<a href="#">Workbook 3 EPE</a>	Supplementary Data for WAPA and DWR SWP	
<a href="#">Workbook 4 EPE</a>	Optional Asset Controlling Supplier Report	(Required for all Asset Controlling Suppliers)

# Data Reporting – §95111

(Open Section 95111 module to begin reporting)

## 2) UPLOAD ELECTRICITY IMPORTERS OR EXPORTERS REPORTING TOOL

Electricity Importers or Exporters should upload the XML exported from your completed Electricity Importers or Exporters Reporting Tool here.

NOTE: The spreadsheet includes directions for how to export XML from the spreadsheet.

Uploaded File Name	Attached By	Date	Delete
No files found.			

## 3) UPLOAD ADDITIONAL SPREADSHEETS

As applicable, upload your completed Supplemental Data for MJRPs, Supplemental Data for WAPA and DWR SWP, and/or Optional Asset Controlling Supplier Reporting Tool spreadsheets here.

NOTE: For these three reporting tools, just upload the Excel spreadsheet. You do not need to export XML from the completed spreadsheets.

Uploaded File Name	Attached By	Date	Delete
No files found.			

[↑ Facility Overview](#)



# Excel Workbook

## *Covered Emissions Calculation*

# Download the Excel Workbook

- Login to the Cal e-GGRT tool
- Click on the Data Reporting Tab
- Click on any of the OPEN buttons under “Facility Overview”
- Click on the OPEN button for Section 95111 under “Subpart Reporting”
- On the Section 95111 Electric Power Entities webpage, under “1) Download Applicable Form(s)”, click on [Workbook 1 EPE Importers and Exporters](#)
- Save the Excel file to your computer and open it.

# Organization of Excel Workbook

## EPE Importers and Exporters

- First tab from the workbook lists all tabs:

1	<b>Guidance on Data Entry</b>
2	<b>How to Export this Workbook Data to XML</b>
3	<b>Electric Power Entity Overview Information</b>
4	<b>Covered Emissions Calculation: This is the overall calculation captured in this workbook. Various workbook tabs contain detailed calculations that feed into this summary tab.</b>
5	<b>Unspecified Imports</b>
5	<b>Specified Imports</b>
7	<b>RPS Adjustment</b>
8	<b>Unspecified Exports</b>
9	<b>Specified Exports *</b>
10	<b>Wheeled Power *</b>
11	<b>Facility Registration Information: Same as Feb 1 Form with the addition of an Import/Export field and Notes field.</b>
12	<b>2011 Emission Factors for Instate and Out-of-State Resources</b>

\* Not part of the Covered Emissions Calculation.

# Walk-Thru of Excel Workbook

1. Everyone start Excel and Open the workbook
2. Cover each tab in the workbook listed in the previous slide
3. Locking and Unlocking the workbook
4. Inserting and Deleting Rows
5. Cutting and Pasting Data into the workbook
6. Take questions from participants



## **Data Transfer to Cal-eGGRT**

*Save Excel Workbook to XML  
and Upload*

# Data Transfer to Cal-eGGRT

- **The Excel workbook**
- **Save-As (Export) to XML**



# Upload Saved XML File

## Section 95111: Electric Power Entities

### Electric Power Entity Overview

#### OVERVIEW OF ELECTRIC POWER ENTITIES (EPE) REPORTING REQUIREMENTS

**Electricity Importers or Exporters** should download the Electricity Importers or Exporters spreadsheet below, complete the spreadsheet, export the completed spreadsheet to XML, and upload exported XML below.

**MJRPs** should attach a completed Supplemental Data for MJRPs spreadsheet (which can be downloaded below).

**WAPA and DWR SWPs** should attach a completed Supplemental Data for WAPA and DWR SWP spreadsheet (which can be downloaded below).

**BPA**s should attach a completed Optional Asset Controlling Supplier Report spreadsheet (which can be downloaded below).

#### 2) UPLOAD ELECTRICITY IMPORTERS OR EXPORTERS REPORTING TOOL

Electricity Importers or Exporters should upload the XML exported from your completed Electricity Importers or Exporters Reporting Tool here.

NOTE: The spreadsheet includes directions for how to export XML from the spreadsheet.

Browse...

UPLOAD

# Validation Messages

- Check Validation Message
- Form upload still required

## Section 95111: Electric Power Entities

### Electric Power Entity Overview

#### OVERVIEW OF ELECTRIC POWER ENTITIES (EPE) REPORTING REQUIREMENTS

**Electricity Importers or Exporters** should download the Electricity Importers or Exporters spreadsheet below, complete the spreadsheet, export the completed spreadsheet to XML, and upload exported XML below.

**MJRPs** should attach a completed Supplemental Data for MJRPs spreadsheet (which can be downloaded below).

**WAPA and DWR SWPs** should attach a completed Supplemental Data for WAPA and DWR SWP spreadsheet (which can be downloaded below).

**BPA**s should attach a completed Optional Asset Controlling Supplier Report spreadsheet (which can be downloaded below).



**EPE:** No Validation Messages

# Generate, Review, Submit/Certify Report

- Data in spreadsheet attachment, so limited data displayed in report
- Report locked after submit/certify
- Final step of reporting

## PRE-CERTIFICATION PREPARATION

Preparation includes generating then reviewing the Annual Report. When complete, you will be able to proceed to certify and submit the Annual Report.

Report	Status	Last Generated
2011 Annual Report v2	Submitted, Pending Certification and Signature	04/05/2012 1:20:28 PM

## GENERATE REPORT

Generating the report may take from 1 to 10 minutes depending upon the volume of data.

Once your facility has generated a report, it is still possible to return to the data reporting screens to make changes. **Those changes, however, will not be reflected in your Annual Report until you generate it again.**

[GENERATE REPORT](#)

**⚠ The Annual Report has already been prepared.** Clicking this button will regenerate the report. This action will reflect any changes that have been made to the reported data.

## REVIEW REPORT

Prior to the submission and certification of your report to ARB, you may review it by using the VIEW REPORT, VIEW EXCEL or VIEW XML buttons.

[VIEW REPORT](#)

[VIEW EXCEL](#)

[VIEW XML](#)

[DOWNLOAD XML](#)

## SUBMIT and CERTIFY REPORT

If you have reviewed and are satisfied with your Annual Report you may proceed to submit then certify. The certification process includes applying your electronic signature (entering your password and answering a challenge question).

[SUBMIT/CERTIFY→](#)



# Data Certification by June 1

# Data Certification

1. GHG report must be certified after generation, review, and submittal
2. Certification must be completed by June 1
3. After submitting password and answering challenge question, the report will be locked to further modification and will be ready for verification
4. If verifier requests revisions, then report will be unlocked to make changes and submit a subsequent revision
5. If verifier does not request revisions, then report will be submitted to ARB



# Verification Process

## *Brief Overview*

# Verification Process – Brief Overview

- Reporting by June deadline
- Verification by September deadline
- Final submittal of verification statements
- See **Key Dates** webpage for specific dates applicable to reporting year
- <http://www.arb.ca.gov/cc/reporting/ghg-rep/ghg-rep-dates.htm>

# Verification Process – Brief Overview

- After submittal and certification, begin verification process:
  - Submittal must be verified by an Accredited Verification Body (list posted on the ARB website, <http://www.arb.ca.gov/cc/reporting/ghg-ver/ghg-ver.htm>)
  - Reporters must contract directly with Accredited Verification Body for verification services
  - ARB will be checking Accredited Verifiers for potential Conflict of Interest



# Verification Process – Brief Overview

- Verifiers must verify submittal with “reasonable assurance” (not “absolute assurance”)
- Verifiers will request documentation of electricity procurements and deliveries (e.g., NERC e-Tags, written power contracts, settlements data, etc.)
- Verifiers will check specified emission factors used

# Verification Process – Brief Overview

- Verifiers will be verifying reported emissions AND associated data is accurate and complete.
  - “Material misstatement” – any discrepancy, omission, or misreporting (or combination) such that the total reported emissions or single reported product component have errors greater than  $\pm 5\%$
  - “Nonconformance” – failure to use the methods or emission factors specified to calculate emissions, or the failure to meet any other requirements of the regulation

# Verification Process

## Material Misstatement Assessment per § 95131

In assessing whether an emissions data report contains a material misstatement, the verification team must separately determine whether the total reported covered emissions and reported single product data components contain a material misstatement using the following equation:

- “Discrepancies” means any differences between the covered emissions/product data and verifier calculated covered emissions/product data for a data source or product data subject to data checks in section 95131(b)(8).
- “Omissions” means any covered emissions or product data the verifier concludes must be part of the emissions data report, but were not included by the reporting entity in the emissions data report.
- “Misreporting” means duplicate, incomplete or other covered emissions the verifier concludes should, or should not, be part of the emissions data report or duplicate or other product data the verifier concludes should not be part of the emissions data report.
- “Total reported emissions/product data” means the total annual reporting entity covered emissions or reported single product data components for which the verifier is conducting a material misstatement assessment.



# **Training Resources and Additional Information**

# Training Resources

- Reporting Guidance: Applicability, Metering  
<http://www.arb.ca.gov/cc/reporting/ghg-rep/guidance/guidance.htm>
- Cal e-GGRT Main Help Page  
<http://www.ccdsupport.com/confluence/display/calhelp/Home>
- Tool Training: Registration, Subparts  
<http://www.arb.ca.gov/cc/reporting/ghg-rep/tool/ghg-tool.htm>
- Cal e-GGRT Sandbox Training Site  
<https://ssldev.arb.ca.gov/Cal-eGGRT/>

# For More Information

- GHG Reporting Website
  - <http://www.arb.ca.gov/cc/reporting/ghg-rep/ghg-rep.htm>
- See website for:
  - Regulation, reporting guidance, and fact sheets
  - Reporting tool information
  - “Clean” copy of the regulation (no underline/strikeout)
  - Sector specialist contacts
- Email reporting tool questions to:  
[ghgreport@arb.ca.gov](mailto:ghgreport@arb.ca.gov)

# GHG Reporting Contacts

Subject Matter	Contact
<b>GHG Mandatory Reporting (General)</b>	<a href="#">Dave Edwards</a> , Manager 916.323.4887
Reporting Requirements, Stationary Combustion, Other Sectors (cement, glass, pulp and paper, etc.)	<a href="#">Patrick Gaffney</a> 916.322.7303
Reporting Tool Registration and General Questions	<a href="#">Karen Lutter</a> 916.322.8620
Electricity Generation and Cogeneration Facilities	<a href="#">Anny Huang</a> 916.323.8475
<b>Electricity Retail Providers and Electricity Marketers</b>	<a href="#">Wade McCartney</a> 916.327.0822
Fuel and CO2 Suppliers - Transportation Fuels, Natural Gas, LPG, CO2	<a href="#">Byard Mosher</a> 916.323.1185
Petroleum Refineries, Hydrogen Plants, Oil & Gas Production	<a href="#">Byard Mosher</a> 916.323.1185
Greenhouse Gas Report Verification	<a href="#">Renee Lawver</a> , Manager 916.322.7062
Chief – Greenhouse Gas Emission Inventory Branch	<a href="#">Richard Bode</a> , Chief 916.323-8413

# Thank You