

State of California
AIR RESOURCES BOARD

EXECUTIVE ORDER A-119-3
Relating to Certification of New Motor Vehicles

SOUTH BAY 4 WHEEL DRIVE

Pursuant to the authority vested in the Air Resources Board by Sections 43100, 43102, and 43103 of the Health and Safety Code; and

Pursuant to the authority vested in the undersigned by Sections 39515 and 39516 of the Health and Safety Code and Executive Order G-45-3;

IT IS ORDERED AND RESOLVED: That South Bay 4 Wheel Drive exhaust emission control systems for 1977 model-year light-duty trucks are certified for the engine family described below:

Engine Family: G180ZL-E
Engine: 110.8 CID
Transmission: 3-Speed Automatic and 4-Speed Manual
Exhaust Emission Control Systems: Oxidation Catalyst, Exhaust Gas Recirculation, Air Injection

Model: LUV - Baja 4-Wheel Drive Conversions

The following are the recommended values to be listed on the window decal required by California Assembly-Line Test Procedures for 1977 model-year vehicles:

<u>Engine Family</u>	<u>Hydrocarbons Grams per Mile</u>	<u>Carbon Monoxide Grams per Mile</u>	<u>Nitrogen Oxides Grams per Mile</u>
G180ZL-E	0.4	10	1.6

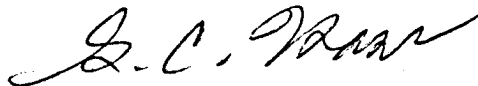
BE IT FURTHER RESOLVED: That this certification is contingent upon South Bay 4 Wheel Drive affixing a permanent catalyst overheat warning label on the driver's sun-visor of all catalyst-equipped vehicles. This label must be approved by the Executive Officer.

BE IT FURTHER RESOLVED: That this certification is also contingent upon South Bay 4 Wheel Drive listing in the owner's manual the operating cautions associated with a catalyst-equipped vehicle. This listing must be approved by the Executive Officer.

Vehicles certified under this Executive Order must conform to all applicable California emission regulations.

The Department of Motor Vehicles, the California Highway Patrol, and the Bureau of Automotive Repair will be notified by copy of this order and attachment.

Executed at El Monte, California, this 25 day of February, 1977.





G. C. Hass, Chief
Vehicle Emissions Control Division

Passenger Cars

Light-Duty Trucks

Engine Family 1108ZL-E

For California

		VEHICLE EMISSION CONTROL INFORMATION ISUZU MOTORS LIMITED	
LOW ALTITUDE CERTIFICATION		ENGINE TUNE-UP CONDITIONS: MAKE ALL ADJUSTMENT AT NORMAL OPERATING TEMPERATURE, CHOKE OPEN, AIR CLEARER INSTALLED, DISTRIBUTOR AND IDLE COMPENSATOR VACUUM LINES DISCONNECTED AND PLUGGED, ALL ACCESSORIES OFF, DASHBOARD FULLY BOTTLED IF INSTALLED, AND TRANSMISSION IN NEUTRAL, BOTH MANUAL AND AUTOMATIC, UNPLUG AND RECONNECT BOTH VACUUM LINES WHEN ADJUSTMENTS ARE COMPLETED. SET PARKING BRAKE AND BLOCK DRIVE WHEELS.	
IDLE SPEED AND IDLE MIXTURE SETTING PROCEDURE (IDLE SPEED DROP)		O.C., A.I. AND E.G.R. EXHAUST EMISSION CONTROL	
1. TURN THE IDLE MIXTURE ADJUST SCREW ALL THE WAY IN AND BACK OUT 3 TURNS.		ENGINE 110.8 CU IN./1.8 LITRE G1802-B G1802L-E	
2. ADJUST THROTTLE ADJUST SCREW TO 900 RPM.		OPTEL BY ISUZU LUV	
3. ADJUST SETTING OF IDLE MIXTURE ADJUST SCREW TO ACHIEVE THE MAXIMUM SPEED.		IDLE SPEED 900 RPM	
4. RESET THROTTLE ADJUST SCREW TO 900 RPM.		IDLE MIXTURE IDLE SPEED DROP 6° BTDC AT 900 RPM	
5. TURN IDLE MIXTURE ADJUST SCREW CLOCKWISE(LEAN) UNTIL ENGINE SPEED IS DOWN TO 850 RPM.		DWELL ANGLE 52°	
6. RESET IDLE MIXTURE ADJUST SCREW 1/2 TURN COUNTERCLOCKWISE(RICH) FROM ITEM 5 POSITION.		BREAKER POINT GAP 0.018 IN.	
7. RESET THROTTLE ADJUST SCREW TO 900 RPM.		SPARK PLUG GAP 0.030 IN.	
8. IF AIR CONDITIONER IS INSTALLED : TURN A.C. ON MAX. COLD AND HIGH BLOWER. OPEN THE THROTTLE TO APPROX. 1/3 AND ALLOW THE THROTTLE TO CLOSE. (THIS ALLOWS THE SPEED-UP SOLENOID TO REACH FULL TRAVEL.) ADJUST THE SPEED-UP CONTROLLER ADJUSTING SCREW TO SET IDLE AT 900 RPM.		VALVE LASH IN. 0.006 IN. EXH. 0.010 IN.	
9. ADDITIONAL PROCEDURE IF DASHBOARD IS INSTALLED : KEEP THE ENGINE SPEED BETWEEN 2,400 RPM, AND 2,800 RPM, AND TURN THE DASHBOARD UNTIL THE END OF THE DASHBOARD SHAFT CONTACTS THE DASHBOARD LEVER, THEN FULLY TIGHTEN THE LOCK NUT.		SEE SHOP MANUAL FOR ADDITIONAL INFORMATION.	
IGNITION TIMING SETTING PROCEDURE 1. SET IDLE SPEED TO 900 RPM. 2. CONNECT TIMING LIGHT LEAD TO NUMBER 1 CYLINDER. 3. ADJUST IGNITION TIMING WITH TIMING LIGHT AIMED TOWARD TIMING MARK. (ALIGN MARK ON CRANKSHAFT PULLEY TO TIMING MARK)		CATALYST	
THIS VEHICLE CONFORMS TO U. S. E. P. A. REGULATIONS APPLICABLE TO 1977 MODEL YEAR NEW MOTOR VEHICLES. THIS VEHICLE CONFORMS TO CALIFORNIA REGULATIONS APPLICABLE TO 1977 MODEL YEAR NEW MOTOR VEHICLES.		PT. NO. 8942107940	

Passenger Cars , Light-Duty Trucks

1977 Model Year

Manufacturer SOUTH BAY 4 WHEEL DRIVE Executive Order No. A-119-3 Page 1 of 1

Engine Family G180ZL-E Engine (CID) 110.8 Engine Code

Emission Control System EGR,OC,AI +10%(A/C) Yes No

Vehicle Models (If Coded see attachment)	Trans	Inertia Weight	Distributor	Fuel System	EGR System	Tune-Up Specification
			Type C,V	Type 1-2V		
			Mfgr. Part Number	Mfgr. Part Number	Part No. Service*	(1) Basic Timing (2) Idle Mixture (3) Idle Speed
LUV, all with Baja 4-Wheel Drive Conver- sions	M-4	3000	Nippon Denso 8942065420	Hitachi Co., LTD 8942063560	Automobile Parts Mfg. Co., LTD. 5161100010 No service	See tune up label on page 2.
	A-3			8942063580		

Comments

Date of Issue : 30 December 1976

Abbreviations

Distributor

C-Centrifugal Advance

V-Vacuum Advance

VR-Vacuum Retard

HEI-High Energy Ignition

EI-Electronic Ignition

Fuel System

EFI, FI

nV-nVenturi Carburetor

VV-Variable Venturi

Exhaust Emission Control System

AI-Air Injection

CAI-Catalyst Air Injection

EFI-Electronic Fuel Injection

EGR-Exhaust Gas Recirculation

EM-Engine Modification

EFE-Early Fuel Evaporation

ESAC-Electronic Spark Advance
Control

FI-Fuel Injection

OC-Oxidation Catalyst

PAI-Pulse Air Injection

RC-Reduction Catalyst

TR-Thermal Reactor

TWC-Three Way Catalyst

λ-Air Fuel Ratio Sensor

*Service

I-Inspect, repair/replace
as needed

R-Replace