

State of California
AIR RESOURCES BOARD

EXECUTIVE ORDER A-111-2
Relating to Certification of New Motor Vehicles

MOLONEY COACHBUILDERS

Pursuant to the authority vested in the Air Resources Board by Health and Safety Code Sections 43100, 43102, 43103, and 43835; and

Pursuant to the authority vested in the undersigned by Health and Safety Code Sections 39515 and 39516 and Executive Orders G-45-3 and G-45-4;

IT IS ORDERED AND RESOLVED: That Moloney Coachbuilders exhaust emission control systems for 1978 model-year passenger cars are certified for the vehicles described below:

Engine Family: GM 860V0
Engine: 425 CID
Transmission: 3-speed automatic
Exhaust Emission Control Systems: Air Injection, Electronic Fuel Injection, Exhaust Gas Recirculation, Oxidation Catalyst

Models and Engine Codes as listed in attachment.

The following are the recommended values to be listed on the window decal required by California Assembly-Line Test Procedures for 1978 model-year vehicles:

<u>Engine Family</u>	<u>Hydrocarbons Grams per Mile</u>	<u>Carbon Monoxide Grams per Mile</u>	<u>Nitrogen Oxides Grams per Mile</u>
GM 860V0	0.27	3.9	1.3

BE IT FURTHER RESOLVED: That the above models also comply with the Board's "Specifications for Fill Pipes and Openings of Motor Vehicle Fuel Tanks" (13 California Administrative Code, Section 2290) for the aforementioned model year, or have been granted a temporary exemption from the aforementioned "Specifications" by Executive Order AA-6 series.

BE IT FURTHER RESOLVED: That the above models also comply with "California Evaporative Emission Standards and Test Procedures for 1978 and Subsequent Model Gasoline-powered Motor Vehicles except Motorcycles".

Vehicles certified under this Executive Order must conform to all applicable California emission regulations.

The Department of Motor Vehicles, the California Highway Patrol, and the Bureau of Automotive Repair will be notified by copy of this order and attachment.

Executed at El Monte, California, this 28 day of November, 1977.



G. C. Hass, Chief
Vehicle Emissions Control Division

1978 AIR RESOURCES BOARD SUPPLEMENTAL DATA SHEET

Passenger Cars Light-Duty Trucks Medium Duty Vehicles

Manufacturer Moloney Coachbuilders Executive Order No. A-111-2 Page 2
 Engine Family GM 860V0 Engine (CID) 425 Engine Code _____

Emission Control System AI, EFI, EGR, OC +10%(A/C) Yes No

Eng. Code	Vehicle Models (If Coded see attachment)	Trans	Inertia Weight Class	Distributor Type HEI	Fuel System Type EFI	EGR System	Tune-Up Specification
				C, V	Mfgr. Part Number	Mfgr. Part Number	Part No. Service
2	"Twenty-One"	A-3	5000	Delco 1103297	Bendix 1612947 (E.C.U.)	GM 7044591 No Service	See label KM- Pg. 1

Moloney "Twenty-One" models are made from the following models of Cadillac:

	GM Model Code
DeVille Sedan	6CD69
Fleetwood Brougham	6CB69

Limo. modification extends body, aft of rear doors, and wheelbase, by 7" and increases weight by approximately 75 lb.

Comments: All _____ models have special road load HP settings.
 See page 1 for abbreviations

Date of Issue 112377. Revisions:

Manufacturer Moloney Coachbuilders Executive Order No. A-111-2 Page 1

Engine Family GM 860V0 Engine (CID) 425

ABBREVIATIONS



Distributor

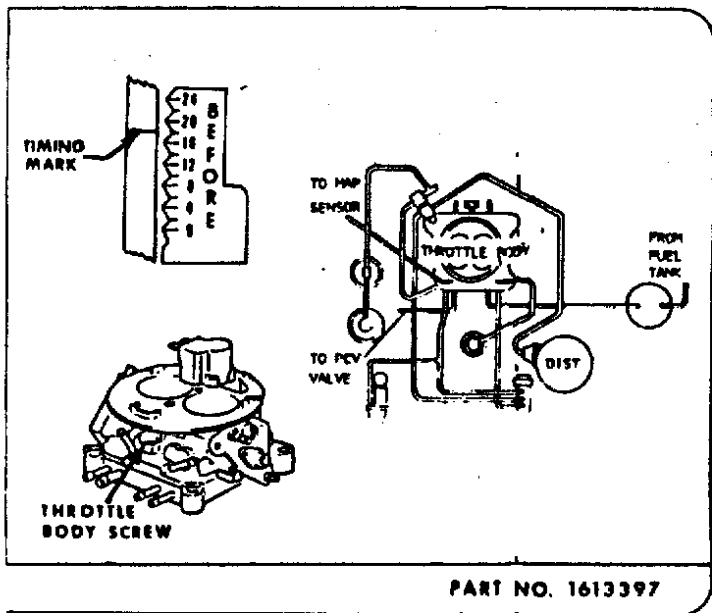
- C-Centrifugal Advance
- V-Vacuum Advance
- VR-Vacuum Retard
- HEI-High Energy Ignition
- EI-Electronic Ignition
- Fuel System
- EFI, FI
- nV-nVenturi Carburetor
- VV-Variable Venturi

Exhaust Emissions Control System

- AI-Air Injection
- CAI-Catalyst Air Injection
- CAB-Chamber Air Bleed
- DD-Dual Displacement
- EFI-Electronic Fuel Injection
- EGR-Exhaust Gas Recirculation
- EM-Engine Modification
- EFE-Early Fuel Evaporation
- ESAC-Electronic Spark Advance Control
- FI-Fuel Injection

- OC-Oxidation Catalyst
- PAI-Pulse Air Injection
- RC-Reduction Catalyst
- TC-Turbo Charged
- TR-Thermal Reactor
- TWC-Three Way Catalyst (Feedback Control)
- EGR Syst. Service
- I-Inspect, repair/replace as needed
- R-Replace

 <p>860V0 8BA 425 CU. IN.</p>	<p>VEHICLE EMISSION CONTROL INFORMATION</p> <p>GENERAL MOTORS CORPORATION</p> 	<p>CATALYST -A.I.R.-E.G.R. LOW ALTITUDE CERTIFICATION</p> <table border="1" style="width: 100%; border-collapse: collapse;"> <tr> <td>TIMING (DEG. B.T.D.C. @ R.P.M.)</td> <td>N @ 1400</td> </tr> <tr> <td>SPARK PLUG GAP (INCHES)</td> <td>.050</td> </tr> <tr> <td>THROTTLE BODY SCREW (R.P.M.)</td> <td>650</td> </tr> </table>	TIMING (DEG. B.T.D.C. @ R.P.M.)	N @ 1400	SPARK PLUG GAP (INCHES)	.050	THROTTLE BODY SCREW (R.P.M.)	650
TIMING (DEG. B.T.D.C. @ R.P.M.)	N @ 1400							
SPARK PLUG GAP (INCHES)	.050							
THROTTLE BODY SCREW (R.P.M.)	650							
<ol style="list-style-type: none"> 1. PLACE TRANSMISSION IN PARK AND BLOCK DRIVE WHEELS. 2. DISCONNECT AND PLUG VACUUM LINE TO PARKING BRAKE RELEASE TO PREVENT AUTOMATIC RELEASE OF PARKING BRAKE WHEN SHIFTING TRANSMISSION IN STEP 7. 3. SET PARKING BRAKE. 4. WITH ENGINE AT NORMAL OPERATING TEMPERATURE, AIR CLEANER OFF AND AIR CONDITIONER OFF MAKE ENGINE ADJUSTMENTS AS FOLLOWS: 5. DISCONNECT AND PLUG DISTRIBUTOR VACUUM LINE, 6. WITH TRANSMISSION IN "PARK" SET TIMING AT SPECIFIED R.P.M. 7. RECONNECT DISTRIBUTOR VACUUM LINE. PLACE TRANSMISSION IN "DRIVE" AND ADJUST THROTTLE BODY SCREW TO SPECIFIED R.P.M. <p style="text-align: center; font-size: small;">NOTE: DO NOT DEPRESS SERVICE BRAKE PEDAL WHILE SETTING IDLE SPEEDS.</p> <ol style="list-style-type: none"> 8. RECONNECT PARKING BRAKE RELEASE LINE. <p style="font-size: x-small; margin-top: 10px;">SEE SERVICE MANUAL AND MAINTENANCE SCHEDULE Z FOR ADDITIONAL INFORMATION</p> <p style="font-size: x-small; margin-top: 10px;">THIS VEHICLE CONFORMS TO U.S. EPA, AND WHERE APPLICABLE CALIFORNIA, REGULATIONS APPLICABLE TO 1978 MODEL YEAR NEW MOTOR VEHICLES.</p>		<p>ELECTRONIC FUEL INJECTION</p> <p>NO ADJUSTMENT PROVISIONS EXIST FOR IDLE FUEL MIXTURE.</p>						



Issued: 112377