

State of California  
AIR RESOURCES BOARD

EXECUTIVE ORDER A-6-148  
Relating to Certification of New Motor Vehicles

GENERAL MOTORS CORPORATION

Pursuant to the authority vested in the Air Resources Board by Health and Safety Code Sections 43100 and 43102; and

Pursuant to the authority vested in the undersigned by Health and Safety Code Sections 39515 and 39516 and Executive Order G-45-3;

IT IS ORDERED AND RESOLVED: That General Motors Corporation exhaust emission control systems are certified as described below for 1979 model-year diesel-powered medium-duty vehicles:

<u>Engine Family</u>	<u>Displacement Cubic Inches</u>	<u>Exhaust Emission Control Systems (Special Features)</u>
932J9	350	(Mechanical Fuel Injection)

Vehicle Models, Transmissions and Engine Codes as listed on attachments.

The following are the certification emission values to be listed on the window decal required by California Assembly-Line Test Procedures for 1979 model-year vehicles:

<u>Engine Family</u>	<u>Hydrocarbons Grams per Mile</u>	<u>Carbon Monoxide Grams per Mile</u>	<u>Nitrogen Oxides Grams per Mile</u>
932J9	0.79	2.1	1.9

Vehicles certified under this Executive Order must conform to all applicable California emission regulations.

The Department of Motor Vehicles, the California Highway Patrol, and the Bureau of Automotive Repair will be notified by copy of this order and attachment.

Executed at El Monte, California this 31<sup>st</sup> day of August, 1978.

*G. C. Hass* By *MD Macdonald*  
G. C. Hass, Chief  
Vehicle Emissions Control Division

1979 AIR RESOURCES BOARD SUPPLEMENTAL DATA SHEET

Manufacturer General Motors Corp. Executive Order No. A-6-148 Page 1

Engine Family 932J9 Engine (CID) 350

ABBREVIATIONS

Ignition System

CA-Centrifugal Advance  
 EI-Electronic Ignition  
 ESAC  
 VA-Vacuum Advance  
 VR-Vacuum Retard

Fuel System

EFI, MFI  
 nV-nVenturi Carburetor  
 VV-Variable Venturi

Exhaust Emissions Control System

AI-Air Injection  
 CCAV-Comb. Chamber Air Valve  
 EFI-Electronic Fuel Injection  
 EGR-Exhaust Gas Recirculation  
 EM-Engine Modification

ESAC-Electronic Spark Advance Control

MFI-Mechanical Fuel Injection

OC-Oxidation Catalyst  
 PAI-Pulse Air Injection  
 TC-Turbo Charged  
 TR-Thermal Reactor  
 TWC-Three Way Catalyst  
 (Feedback Control)  
 WOC-Warm-up Oxidation Catalyst

<u>MODEL NAME</u>		<u>MODEL NUMBER (1)</u>
Chevrolet Fleetside Pickup	(117.5" W.B.)	CC10703 + E63
GMC Wideside Pickup	(117.5" W.B.)	TC10703 + E63
Chevrolet Stepside Pickup	(117.5" W.B.)	CC10703 + E62
GMC Fenderside Pickup	(117.5" W.B.)	TC10703 + E62
Chevrolet Stepside Pickup	(131.5" W.B.)	CC10903 + E62
GMC Fenderside Pickup	(131.5" W.B.)	TC10903 + E62
Chevrolet Fleetside Pickup	(131.5" W.B.)	CC10903 + E63
GMC Wideside Pickup	(131.5" W.B.)	TC10903 + E63

1979 AIR RESOURCES BOARD SUPPLEMENTAL DATA SHEET - GM FORMAT

Light Duty Trucks

Medium Duty Vehicles - Diesel-powered

Manufacturer: GENERAL MOTORS CORPORATION Executive Order No. A-6-148 Pg. 2

Engine Family 932J9 Engine (CID) 350 Transm. \_\_\_\_\_

Exhaust Emission Control System \_\_\_\_\_ +10% (A/C) Yes  No


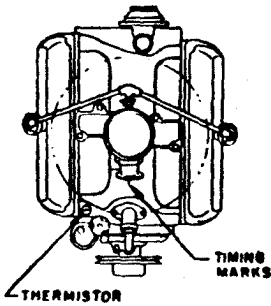
Eng. Code	Air Cond.	Diesel Injection Pump Mfgr. Part No.	Diesel Injector Nozzles Mfgr. Pt. No. See Comments	Ident. Decal on Oil Filler Neck	Inertia Wt. Class	See Page One for:		Trans-mission	Tune-up Label & Page No.	Rev. Notes
						Model Code	Body Code(s)			
2	W or WO	Stanadyne-Hartford Division 22501477	Stanadyne Hartford Division 561282	None	4500	CC10703 TC	E62	A-3	SK or ON	
					5000	CC10703 TC CC10903 TC CC10903 TC	E63  E62  E63			


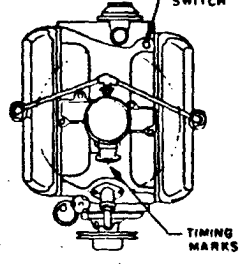
Comments: See page one for abbreviations. Please refer to manufacturer's HP list for correct dyno test HP settings based on model, equipment and inertia weight class. Nozzles are identified by a yellow band around the nozzle.

Date of Issue 090178 Revisions:

Manufacturer: General Motors Corporation

Executive Order No. A-6-148 Pg. 3

<b>ON</b> 5.7 LITRE *932J9	<b>VEHICLE EMISSION CONTROL INFORMATION</b> GENERAL MOTORS CORPORATION		<b>NON-CATALYST</b> LOW ALTITUDE CERTIFICATION
<p><b>SET PARKING BRAKE AND BLOCK DRIVE WHEELS.</b></p> <p>SET TIMING BY ALIGNING TIMING MARKS ON INJECTION PUMP MOUNTING FLANGE AND PUMP MOUNTING ADAPTOR.</p> <p>MAKE ADJUSTMENTS WITH ENGINE AT NORMAL OPERATING TEMPERATURE, AIR CLEANER ON AND ALL ACCESSORIES TURNED OFF.</p> <ol style="list-style-type: none"> <li>1. ADJUST INJECTION PUMP IDLE SPEED SCREW TO 575 RPM, IN DRIVE.</li> <li>2. TURN IGNITION OFF. DISCONNECT ELECTRICAL CONNECTOR FROM THERMISTOR.</li> <li>3. START ENGINE. ADJUST SOLENOID (ENERGIZED) SCREW TO 650 RPM, IN DRIVE.</li> <li>4. TURN IGNITION OFF. RECONNECT ELECTRICAL CONNECTOR TO THERMISTOR.</li> </ol> <p>SEE SERVICE MANUAL AND DIESEL MAINTENANCE SCHEDULE FOR ADDITIONAL INFORMATION.</p>			
<p><small>THIS VEHICLE CONFORMS TO U.S. EPA REGULATIONS APPLICABLE TO 1979 MODEL YEAR NEW LIGHT-DUTY TRUCKS AND CALIFORNIA REGULATIONS APPLICABLE TO 1979 PRINTED IN U.S.A. MODEL YEAR NEW MEDIUM-DUTY VEHICLES. PART NO. 22502584</small></p>			

<b>SK</b> 5.7 LITRE *932J9	<b>VEHICLE EMISSION CONTROL INFORMATION</b> GENERAL MOTORS CORPORATION		<b>NON-CATALYST</b> LOW ALTITUDE CERTIFICATION
<p><b>SET PARKING BRAKE AND BLOCK DRIVE WHEELS</b></p> <p>SET TIMING BY ALIGNING TIMING MARKS ON INJECTION PUMP MOUNTING FLANGE AND PUMP MOUNTING ADAPTOR.</p> <p>MAKE ADJUSTMENTS WITH ENGINE AT NORMAL OPERATING TEMPERATURE, AIR CLEANER ON AND ALL ACCESSORIES TURNED OFF.</p> <ol style="list-style-type: none"> <li>1. ADJUST INJECTION PUMP IDLE SPEED SCREW TO 575 RPM, IN DRIVE.</li> <li>2. TURN IGNITION OFF. ATTACH A JUMPER WIRE ACROSS THE FAST IDLE SWITCH CONNECTOR TERMINALS AND RESTART ENGINE.</li> <li>3. ADJUST SOLENOID (ENERGIZED) TO 650 RPM, IN DRIVE.</li> <li>4. TURN IGNITION OFF. REMOVE JUMPER WIRE AT FAST IDLE SWITCH.</li> </ol> <p>SEE SERVICE MANUAL AND DIESEL MAINTENANCE SCHEDULE FOR ADDITIONAL INFORMATION.</p>			
<p><small>THIS VEHICLE CONFORMS TO U.S. EPA REGULATIONS APPLICABLE TO 1979 MODEL YEAR NEW LIGHT-DUTY TRUCKS AND CALIFORNIA REGULATIONS APPLICABLE TO 1979 PRINTED IN U.S.A. MODEL YEAR NEW MEDIUM-DUTY VEHICLES. PART NO. 22500532</small></p>			

Label SK for Type I Glow Plug  
 Label ON for Type II Glow Plug