

State of California
AIR RESOURCES BOARD

EXECUTIVE ORDER A-6-147
Relating to Certification of New Motor Vehicles

GENERAL MOTORS CORPORATION

Pursuant to the authority vested in the Air Resources Board by Health and Safety Code Sections 43100, 43102, 43103, and 43835; and

Pursuant to the authority vested in the undersigned by Health and Safety Code Sections 39515 and 39516 and Executive Orders G-45-3 and G-45-4;

IT IS ORDERED AND RESOLVED: That General Motors Corporation exhaust emission control systems for 1979 model-year gasoline-powered passenger cars are certified for the vehicles described below:

<u>Engine Family</u>	<u>Displacement Cubic Inches</u>	<u>Exhaust Emission Control Systems (Special Features)</u>
910Y2V	305	Air Injection Exhaust Gas Recirculation Oxidation Catalyst

Vehicle Models, Transmissions, Engine Codes and Evaporative Emission Control Families as listed on attachments.

The following are the certification emission values to be listed on the window decal required by California Assembly-Line Test Procedures for 1979 model-year vehicles:

<u>Engine Family</u>	<u>Hydrocarbons Grams per Mile</u>	<u>Carbon Monoxide Grams per Mile</u>	<u>Nitrogen Oxides Grams per Mile</u>
910Y2V	0.29	5.3	1.5

BE IT FURTHER RESOLVED: That the listed vehicle models also comply with "California Evaporative Emission Standards and Test Procedures for 1978 and Subsequent Model Gasoline-Powered Motor Vehicles except Motorcycles".

BE IT FURTHER RESOLVED: That the listed vehicle models also comply with the Board's "Specifications for Fill Pipes and Openings of Motor Vehicle Fuel Tanks" (Title 13, California Administrative Code, Section 2290) for the aforementioned model year, or have been granted a temporary exemption from the aforementioned "Specifications" by Executive Order AA-6 series.

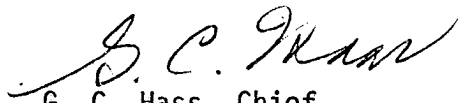
GENERAL MOTORS CORPORATION

EXECUTIVE ORDER A-6-147
(Page 2 of 2)

Vehicles certified under this Executive Order must conform to all applicable California emission regulations.

The Department of Motor Vehicles, the California Highway Patrol, and the Bureau of Automotive Repair will be notified by copy of this order and attachment.

Executed at El Monte, California this 18 day of August, 1978.



G. C. Hass, Chief
Vehicle Emissions Control Division

1979 AIR RESOURCES BOARD SUPPLEMENTAL DATA SHEET

Manufacturer General Motors Corp. Executive Order No. A-6-147 Page 1

Engine Family 910Y2V Engine (CID) 305

Evaporative Family 9B3-1

ABBREVIATIONS

Ignition System

CA-Centrifugal Advance
 EI-Electronic Ignition
 ESAC
 VA-Vacuum Advance
 VR-Vacuum Retard

Exhaust Emissions Control System

AI-Air Injection
 CCAV-Comb. Chamber Air Valve
 EFI-Electronic Fuel Injection
 EGR-Exhaust Gas Recirculation
 EM-Engine Modification

OC-Oxidation Catalyst
 PAI-Pulse Air Injection
 TC-Turbo Charged
 TR-Thermal Reactor
 TWC-Three Way Catalyst
 (Feedback Control)
 WOC-Warm-up Oxidation
 Catalyst

Fuel System

EFI, MFI
 nV-nVenturi Carburetor
 VV-Variable Venturi

ESAC-Electronic Spark Advance
 Control

MFI-Mechanical Fuel Injection

Division	Basic Body	Trim	Body Type		Division	Basic Body	Trim	Body Type	
1				<u>Chevrolet</u>	2			<u>Pontiac</u>	
	B	L	47	Impala Coupe		F	S	87	Firebird
	B	L	69	Impala Sedan		F	T	87	Esprit
	B	N	47	Caprice Classic Coupe		F	U	87	Formula
	B	N	69	Caprice Classic Sedan					
	X	X	17	Nova Hatchback Coupe		H	M	07	Sunbird Sport Hatchback Coupe
	X	X	27	Nova Coupe		H	M	27	Sunbird Sport Coupe
	X	X	69	Nova Sedan		H	E	27	Sunbird Coupe
	X	Y	27	Nova Custom Coupe					
	X	Y	69	Nova Custom Sedan		X	Y	17	Phoenix Hatchback Soupe
	F	Q	87	Camaro Sport Coupe		X	Y	27	Phoenix Coupe
	F	S	87	Camaro Berlinetta Sport Coupe		X	Y	69	Phoenix Sedan
						X	Z	27	Phoenix LJ Coupe
						X	Z	69	Phoenix LJ Sedan
	H	M	07	Monza 2+2 Hatchback Coupe					
	H	M	27	Monza Notchback Coupe	3				<u>Oldsmobile</u>
	H	R	07	Monza 2+2 Sport Hatchback Coupe		H	D	07	Starfire SX
	H	R	27	Monza Sport Notchback Coupe		H	T	07	Starfire

ISSUED: 082178

REVISED:

AIR RESOURCES BOARD 1979 SUPPLEMENTAL DATA SHEET - GM FORMAT

Passenger Cars

Manufacturer: GENERAL MOTORS CORPORATION Executive Order No. A-6-147

Pg. 2

Engine Family 910Y2V Engine CID 305 Transm. _____

Exhaust Emission Control System AI,EGR,OC +10% (A/C) Yes No

Eng. Code	Air Cond.	Ign.Syst. EI,CA,VA Distrib. Part No.	Fuel System 2V Carb. Part No.	EGR Valve Part No.	Inertia Wt. Class	Divisions	Basic Body	Trim	Body Type	Trans- mission	Tune-up Label & Page No.	Rev. Notes					
1A	W	1103285 DelcoRemy	17059436 Rochester	17062416	4000	1 1	B B		47 69	A-3	CB 3						
2A	WO		17059434			1 1	B B	47 69									
3	W		17059436	17057407		12 12 12	F X X	87 17 27 69									
									4				WO	17059434	12 12 12	F X X	87 17 27 69
8	WO		17059430	123 12		H H	07 27										

Comments: See page one for abbreviations and evaporative emission family identification. Please refer to manufacturer's HP lists for correct dyno test HP settings based on model, equipment and inertia weight class.

Date of Issue: 082178. Revisions:

VEHICLE EMISSION CONTROL INFORMATION

GENERAL MOTORS CORPORATION

CB
5.0 LITER
(305 CU. IN.)
* 910Y2V
* 910Y2V
983.1

SET PARKING BRAKE AND BLOCK DRIVE WHEELS.

1. MAKE ALL ADJUSTMENTS WITH ENGINE AT NORMAL OPERATING TEMPERATURE, CHOKE FULL OPEN AND CLEANER INSTALLED. EXCEPT WHERE NOTED.
2. DISCONNECT AND PLUG VACUUM HOSE AT DISTRIBUTOR. SET IGNITION TIMING AT SPECIFIED ENGINE SPEED. UNPLUG AND RECONNECT VACUUM HOSE TO DISTRIBUTOR.
3. DISCONNECT AND PLUG VACUUM HOSE AT FOR VALVE AND CANISTER PURGE HOSE AT CANISTER. ADJUST CARBURETOR SPEED SCREW TO OBTAIN SPECIFIED CURB IDLE SPEED.
4. WITH AIR CONDITIONING DISCONNECT ELECTRICAL LEAD FROM AIR CONDITIONING COMPRESSOR. WITH AIR CONDITIONING SWITCH ON AND SOLENOID FULLY EXTENDED, ADJUST SOLENOID SCREW TO SPECIFIED RPM. RECONNECT COMPRESSOR LEAD TO TURN AIR CONDITIONING SWITCH ON.
5. WITH TRANSMISSION IN PARK OR NEUTRAL, ADJUST FAST RISE SCREW TO SPECIFIED SPEED ON HIGH STEP OR CAM. UNPLUG AND RECONNECT VACUUM HOSE TO FOR VALVE AND CANISTER PURGE HOSE TO CANISTER.

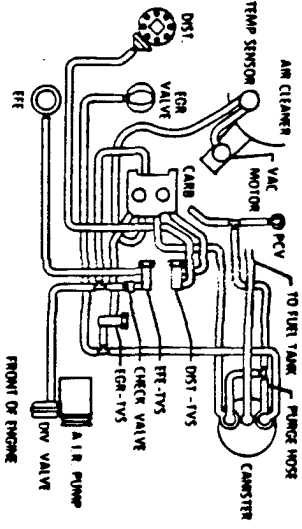
CATALYST

AIR FLOW TEST
LOW ALTITUDE CERTIFICATION

TRANSMISSION	AUTOMATIC
TIMING ° BT @ RPM	4° @ 600
SPARK PLUG GAP (IN.)	0.045
CURB IDLE SPEED (RPM)	600 (DR)
SOLENOID ASM. ADJUSTMENT WITH AIR COND. (RPM)	650 (DR)
FAST RISE SPEED (RPM)	1950 (PR) DR (IN)

[NOTE] BLEND MIXTURE SCREWS ARE PRESET AND SEALED AT FACTORY. PROVISION FOR ADJUSTMENT DURING TUNE UP IS NOT PROVIDED FOR MAJOR REPAIR. ADJUSTING MIXTURE SETTING BY OTHER THAN APPROVED SERVICE MANUAL PROCEDURE MAY VIOLATE FEDERAL AND/OR CALIFORNIA OR OTHER STATE LAWS. SEE SERVICE MANUAL AND MAINTENANCE SCHEDULE FOR ADDITIONAL INFORMATION.

EMISSION HOSE ROUTING



PT. NO. 14006781

VEHICLE EMISSION CONTROL INFORMATION

GENERAL MOTORS CORPORATION

CC
5.0 LITER
(305 CU. IN.)
* 910Y2V
* 910Y2V
983.1

SET PARKING BRAKE AND BLOCK DRIVE WHEELS.

1. MAKE ALL ADJUSTMENTS WITH ENGINE AT NORMAL OPERATING TEMPERATURE, CHOKE FULL OPEN AND CLEANER INSTALLED. EXCEPT WHERE NOTED.
2. DISCONNECT AND PLUG VACUUM HOSE AT DISTRIBUTOR. SET IGNITION TIMING AT SPECIFIED ENGINE SPEED. UNPLUG AND RECONNECT VACUUM HOSE TO DISTRIBUTOR.
3. DISCONNECT AND PLUG VACUUM HOSE AT FOR VALVE AND CANISTER PURGE HOSE AT CANISTER. ADJUST CARBURETOR SPEED SCREW TO OBTAIN SPECIFIED CURB IDLE SPEED.
4. WITH AIR CONDITIONING DISCONNECT ELECTRICAL LEAD FROM AIR CONDITIONING COMPRESSOR. WITH AIR CONDITIONING SWITCH ON AND SOLENOID FULLY EXTENDED, ADJUST SOLENOID SCREW TO SPECIFIED RPM. RECONNECT COMPRESSOR LEAD TO TURN AIR CONDITIONING SWITCH ON.
5. WITH TRANSMISSION IN PARK OR NEUTRAL, ADJUST FAST RISE SCREW TO SPECIFIED SPEED ON HIGH STEP OR CAM. UNPLUG AND RECONNECT VACUUM HOSE TO FOR VALVE AND CANISTER PURGE HOSE TO CANISTER.

CATALYST

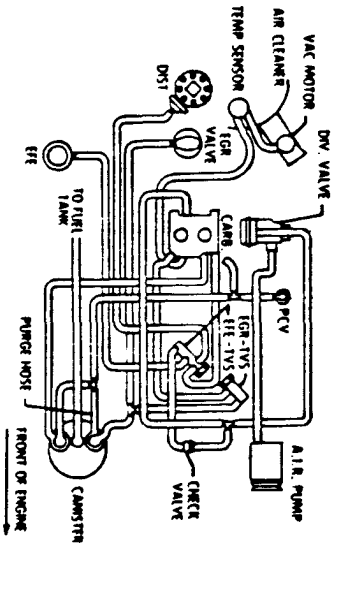
AIR FLOW TEST
LOW ALTITUDE CERTIFICATION

TRANSMISSION	AUTOMATIC
TIMING ° BT @ RPM	2° @ 600
SPARK PLUG GAP (IN.)	0.045
CURB IDLE SPEED (RPM)	600 (DR)
SOLENOID ASM. ADJUSTMENT WITH AIR COND. (RPM)	650 (DR)
FAST RISE SPEED (RPM)	1950 (PR) DR (IN)

[NOTE] BLEND MIXTURE SCREWS ARE PRESET AND SEALED AT FACTORY. PROVISION FOR ADJUSTMENT DURING TUNE UP IS NOT PROVIDED FOR MAJOR REPAIR. ADJUSTING MIXTURE SETTING BY OTHER THAN APPROVED SERVICE MANUAL PROCEDURE MAY VIOLATE FEDERAL AND/OR CALIFORNIA OR OTHER STATE LAWS. SEE SERVICE MANUAL AND MAINTENANCE SCHEDULE FOR ADDITIONAL INFORMATION.

CC

EMISSION HOSE ROUTING



THIS VEHICLE CONFORMS TO U.S. EPA AND CALIFORNIA REGULATIONS APPLICABLE TO 1979 MODEL YEAR NEW PASSENGER CARS. PT. NO. 14006782