

APPENDIX A-2

California Environmental Protection Agency
AIR RESOURCES BOARD

PROPOSED

CALIFORNIA EXHAUST EMISSION STANDARDS AND TEST PROCEDURES FOR 2009 THROUGH 2017 MODEL ZERO-EMISSION VEHICLES AND HYBRID ELECTRIC VEHICLES, IN THE PASSENGER CAR, LIGHT-DUTY TRUCK AND MEDIUM-DUTY VEHICLE CLASSES

Adopted: December 17, 2008
Amended: December 2, 2009
Amended: [insert date]

Existing intervening text that is not amended is indicated by “* * *”. Page numbers in the table of contents will be amended in the final complete version of these test procedures.

[Note: Set forth below are the 2012 amendments to the California zero emission vehicle (ZEV) regulation. The text of the amendments is shown in underline to indicate additions and ~~strikeout~~ to indicate deletions, compared to the preexisting regulatory language.]

NOTE: This document is incorporated by reference in section 1962.1, title 13, California Code of Regulations (CCR). Additional requirements necessary to complete an application for certification of zero-emission vehicles and hybrid electric vehicles are contained in other documents that are designed to be used in conjunction with this document. These other documents include:

1. "California Exhaust Emission Standards and Test Procedures for 2001 and Subsequent Model Passenger Cars, Light-Duty Trucks, and Medium-Duty Vehicles" (incorporated by reference in section 1961(d), title 13, CCR);
2. "California Evaporative Emission Standards and Test Procedures for 2001 and Subsequent Model Motor Vehicles" (incorporated by reference in section 1976(c), title 13, CCR);
3. "California Refueling Emission Standards and Test Procedures for 2001 and Subsequent Model Motor Vehicles" (incorporated by reference in section 1978(b), title 13, CCR);
4. OBD II (section 1968, et seq. title 13, CCR, as applicable);
5. "California Environmental Performance Label Specifications for 2009 and Subsequent Model Year Passenger Cars, Light-Duty Trucks, and Medium-Duty Passenger Vehicles" (incorporated by reference in 1965, title 13, CCR);
6. Warranty Requirements (sections 2037 and 2038, title 13, CCR);
7. "Specifications for Fill Pipes and Openings of Motor Vehicle Fuel Tanks" (incorporated by reference in section 2235, title 13, CCR);
8. Guidelines for Certification of Federally Certified Light-Duty Motor Vehicles for Sale in California (incorporated by section 1960.5, title 13, CCR); and
9. "California Non-Methane Organic Gas Test Procedures," (incorporated by reference in section 1961(d), title 13, CCR).

TABLE OF CONTENTS

Section No.	Page
A. Applicability	1
B. Definitions and Terminology	1
1. Definitions	1
2. Terminology	5
C. Zero-Emission Vehicle Standards	1
D. Certification Requirements	1
1. Durability and Emission Testing Requirements	1
2. Information Requirements: Application for Certification	1
3. ZEV Reporting Requirements	3
E. Determination of NEV Acceleration, Top Speed, and Constant Speed Range	
EF. Test Procedures for 2012 and Subsequent Model Zero-Emission Vehicles (including Fuel Cell Vehicles and Hybrid Fuel Cell Vehicles) and All 2012 and Subsequent Model Hybrid-Electric Vehicles, Except Off-Vehicle Charge Capable Hybrid Electric Vehicles	1
1. Electric Dynamometer	1
2. Vehicle and Battery Break-In Period	1
3. All-Electric Range Test	1
4. Determination of Battery Specific Energy for ZEVs	4
5. Determination of the Emissions of the Fuel-fired Heater for Vehicles Other Than ZEVs	4
6. Urban	5
7. Highway Emission Test Provisions	11
8. SFTP Emission Test Provisions for All Hybrid Electric Vehicles, Except Hybrid Fuel Cell Vehicles and Off-Vehicle Charge Capable Hybrid Electric Vehicles	13
9. State-of-Charge Net Change Tolerances	18
FG. Test Procedures for 2012 and Subsequent Model Off-Vehicle Charge Capable Hybrid Electric Vehicles	1
1. Electric Dynamometer	1
2. Vehicle and Battery Break-In Period	1
3. General Testing Requirements	1
4. Determination of the Emissions of the Fuel-fired Heater	2
5. Urban Test Provisions for Off-Vehicle Charge Capable Hybrid Electric Vehicles	2
6. Highway Test Provisions for Off-Vehicle Charge Capable Hybrid Electric Vehicles	11
7. SFTP Emission Test Provisions for Off-Vehicle Charge Capable Hybrid Electric Vehicles	16
8. 50°F and 20°F Test Provision for Off-Vehicle Charge Capable Hybrid Electric Vehicles	21

50 °F testing shall be conducted pursuant to section FG.5 with the modifications in Part II, Section C of the “California Exhaust Emission Standards and Test Procedures for 2001 and Subsequent Model Year Passenger Cars, Light Duty Trucks, and Medium Duty Vehicles” and the additional following revisions.....	21
9. Additional Provisions.	22
10. State-of-Charge Net Change Tolerances.	23
11. Calculations – Equivalent All-Electric Range for Off-Vehicle Charge Capable Hybrid Electric Vehicles.....	25
GH. Off-Vehicle Charge Capable Hybrid Electric Vehicle Exhaust Emission Test Sequence.	1
HI. Examples of Off-Vehicle Charge Capable Hybrid Electric Vehicle Terminology.....	1
IJ. Test Procedures for 2009 through 2011 Model Zero-Emission Vehicles and Hybrid-Electric Vehicles.	1
K. Advanced Technology Demonstration Program data requirements.....	2
1. Project Description	2
2. Vehicle data.....	2
3. Vehicle specifications	2
L. Fast refueling capability.....	1

**CALIFORNIA EXHAUST EMISSION STANDARDS AND TEST PROCEDURES FOR
2009 THROUGH 2017 ~~AND SUBSEQUENT MODEL ZERO-EMISSION VEHICLES~~
AND**

**HYBRID ELECTRIC VEHICLES, IN THE PASSENGER CAR,
LIGHT-DUTY TRUCK AND MEDIUM-DUTY VEHICLE CLASSES**

A. Applicability

The emission standards and test procedures in this document are applicable to 2009 through 2017 ~~and subsequent~~ model-year zero-emission passenger cars, light-duty trucks, and medium-duty vehicles, and 2009 through 2017 ~~and subsequent~~ model-year hybrid electric passenger cars, light-duty trucks, and medium-duty vehicles. The general procedures and requirements necessary to certify a vehicle for sale in California are contained in the “California Exhaust Emission Standards and Test Procedures for 2001 and Subsequent Model Passenger Cars, Light-Duty Trucks and Medium-Duty Vehicles” (hereinafter “LDV/MDV TPs”), and apply except as amended herein.

B. Definitions and Terminology.

1. Definitions.

In addition to the following, these test procedures incorporate by reference the definitions and abbreviations set forth in the Title 40 Code of Federal Regulations (CFR) §86.1803-01, the definitions and abbreviations set forth in the LDV/MDV TPs, and the definitions set forth in section 1900, title 13, CCR.

“Advanced technology PZEV” or “AT PZEV” means any PZEV with an allowance greater than 0.2 before application of the PZEV early introduction phase-in multiplier.

“All-Electric Range” means the total miles driven electrically (with the engine off) before the engine turns on for the first time, after the battery has been fully charged. ~~For a blended off-vehicle charge capable hybrid electric vehicle, the equivalent all-electric range shall be considered the “all-electric range” of the vehicle.~~

“All-Electric Range Test” means a test sequence used to determine the range of an electric vehicle or of a hybrid electric vehicle without the use of its auxiliary power unit. The All-Electric Range Test cycle consists of the Highway Fuel Economy Schedule and the Urban Dynamometer Driving Schedule (see section E of these test procedures).

“Alternate Continuous Urban Test Schedule” means a series of the following sequence: UDDS, 10 minute key-off hot soak, UDDS, and 10-20 minute key-off hot soak. This alternate procedure may be substituted for the Continuous Urban Test Schedule when the Continuous Urban Test Schedule cannot be performed.

“Alternate Continuous Highway Test Schedule” means a series of the following sequence: HFEDS, 15 second key-on pause, HFEDS, and 10-20 minute key-off hot soak or a 15 second key-on pause. This alternate procedure may be substituted for the Continuous Highway Test Schedule when the Continuous Highway Test Schedule cannot be performed.

“Auxiliary power unit” or “APU” means a device that converts consumable fuel energy into mechanical or electrical energy. Some examples of auxiliary power units are internal combustion engines, gas turbines, or fuel cells. For the purposes of range extended battery electric vehicles, auxiliary power unit means any device that provides electrical or mechanical energy, meeting the requirements of subdivision C.3.2, to a Type I.5x or Type IIx vehicle, after the zero emission range has been fully depleted. A fuel fired heater does not qualify under this definition for an APU.

“Battery electric vehicle” or “BEV” means any vehicle that operates solely by use of a battery or battery pack, or that is powered primarily through the use of an electric battery or battery pack but uses a flywheel or capacitor that stores energy produced by the electric motor or through regenerative braking to assist in vehicle operation.

“Battery or Battery pack” means any electrical energy storage device consisting of any number of individual battery modules or cells that is used to propel a

battery electric or hybrid electric vehicle. These terms may also generically refer to capacitor and flywheel energy storage devices in the context of hybrid electric vehicles.

“Battery state-of-charge” means the quantity of electrical energy remaining in the battery relative to the maximum rated capacity of the battery expressed in percent.

“Blended off-vehicle charge capable hybrid electric vehicle” means an off-vehicle charge capable hybrid electric vehicle that uses the engine to supplement battery/electric motor power during charge depleting operation.

“Blended operation mode” means an operating mode in which the energy storage state-of-charge decreases, on average, while the vehicle is driven and the engine is used occasionally to support power requests.

“Charge-depleting net energy consumption” means the net electrical energy, E_{cd} , measured in watt-hours consumed by vehicle over the charge depleting cycle range, R_{cdc} . E_{cd} can be expressed as AC or DC watt hours, where appropriate.

“Charge-depleting (CD) mode” means an operating mode in which the energy storage state-of-charge (SOC) may fluctuate but, on average, decreases while the vehicle is driven. Hybrid electric vehicles are required to be classified as either charge-sustaining or charge-depleting over each driving cycle (i.e. UDDS, HFEDS, US06, or SC03).

“Charge depleting actual range or R_{cda} ” means the distance traveled on the Urban Charge Depleting Test Procedure at which the state-of-charge is first equal to the average state-of-charge of the two consecutive UDDS used to end the Urban Charge Depleting Test Procedure. This range must be reported to the nearest 0.1 miles. (See section F.11.9.)

“Charge depleting actual range, highway or R_{cdah} ” means the distance traveled on the Highway Charge Depleting Test Procedure at which the state-of-charge is first equal to the average state-of-charge of the HFEDS used to end the Highway Charge Depleting Test Procedure. This range must be reported to the nearest 0.1 miles.

“Charge depleting cycle range or R_{cdc} ” means the distance traveled on the Urban or Highway Charge Depleting Procedure up to the test cycle prior to where the state-of-charge is above the lower bound state-of-charge tolerance for one test cycle. This range will appear as the sum of a discrete number of test cycle distances. This range shall be reported to the nearest 0.1 miles. (See section F.11.8.)

“Charge-sustaining net energy consumption” means the net electrical energy, E_{cs} , measured in watt-hours consumed by vehicle during charge sustaining operation. For charge sustaining operation, this number should be ~ 0 .

“Charge-sustaining (CS) mode” means an operating mode in which the energy storage SOC may fluctuate but, on average, is maintained at a certain level while the vehicle is driven. Hybrid electric vehicles are required to be classified as either charge-sustaining or charge-depleting over each driving cycle (i.e. UDDS, HFEDS, US06, or SC03).

“Consumable fuel” means any solid, liquid, or gaseous matter that releases energy when consumed by an auxiliary power unit.

“Continuous Urban Test Schedule” means a repeated series comprised of an Urban Dynamometer Driving Schedules (UDDS), 40 CFR, Part 86, Appendix I, which is incorporated herein by reference; each test is followed by a 10 minute key-off soak

period.

“Continuous Highway Test Schedule” means a repeated series comprised of four consecutive key-on Highway Fuel Economy Driving Schedules (HFEDS) with a 15 second key-on pause in-between each HFEDS. If this schedule cannot be performed continuously, a key-off soak up to 30 minutes is permitted after every fourth HFEDS.

“Continuous US06 Test Schedule” means a repeated series of US06 driving schedules (US06) with a key-on idle period of not less than one minute and not greater than two minutes between each US06.

“Electric drive system” means an electric motor and associated power electronics, which provide acceleration torque to the drive wheels sometime during normal vehicle operation. This does not include components that could act as a motor, but are configured to act only as a generator or engine starter in a particular vehicle application.

“Electric range fraction” means the fraction of electrical energy derived from off-vehicle charging and regenerative braking energy relative to total traction energy used over the charge depletion range on a specified drive cycle.

“Enhanced AT PZEV” means any model year 2009 through 2011 PZEV that has an allowance of 1.0 or greater per vehicle without multipliers and makes use of a ZEV fuel. Enhanced AT PZEV means Transitional Zero Emission Vehicle.

“Equivalent all-electric range” means the portion of the total charge depleting range attributable to the use of electricity from the battery over the charge depleting range test.

“Fuel cell vehicle” or “FCV” means any vehicle that receives propulsion solely from an onboard fuel cell power system.

“Fuel-fired heater” means a fuel burning device that creates heat for the purpose of warming the passenger compartment of a vehicle but does not contribute to the propulsion of the vehicle.

“Grid-connected hybrid electric vehicle” means a hybrid electric vehicle that has the capacity for the battery to be recharged from an off-board source of electricity and has some all-electric range.

“Highway Fuel Economy Driving Schedule” or “HFEDS” means highway fuel economy driving schedule. See 40 CFR Part 600 §600.109(b).

“Hybrid electric vehicle” or “HEV” means any vehicle that can draw propulsion energy from both of the following on-vehicle sources of stored energy: 1) a consumable fuel and 2) an energy storage device such as a battery, capacitor, or flywheel.

“Hybrid fuel cell vehicle” or “HFCV” means any vehicle that receives propulsion energy from both an onboard fuel cell power system and either a battery or a capacitor.

“Neighborhood Electric Vehicle” or “NEV” means a motor vehicle that meets the definition of “low-speed vehicle” either in section 385.5 of the Vehicle Code or in 49 CFR §571.500 (July 1, 2000), and is certified to zero-emission vehicle standards.

“NIST” means the National Institute of Standards and Technology.

“Off-vehicle charge capable” means having the capability to charge a battery from an off-vehicle electric energy source that cannot be connected or coupled to the

vehicle in any manner while the vehicle is being driven. A grid-connected hybrid electric vehicle is one example of an off-vehicle charge capable hybrid electric vehicle.

“Placed in service” means having been sold or leased to an end-user and not just to a dealer or other distribution chain entity, and having been individually registered for on-road use by the California Department of Motor Vehicles.

“Proportional value” means the ratio of a manufacturer’s California applicable sales volume to the manufacturer’s Section 177 state applicable sales volume. In any given model year, the same applicable sale volume calculation method must be used to calculate proportional value.

“PZEV” means any vehicle that is delivered for sale in California and that qualifies for a partial ZEV allowance of at least 0.2.

“Range Extended Battery Electric Vehicle” means a vehicle powered predominantly by a zero emission energy storage device, able to drive the vehicle for more than 75 all-electric miles, and also equipped with a backup APU, which does not operate until the energy storage device is fully depleted, and meeting requirements in subdivision C.4.5(g).

“Regenerative braking” means the partial recovery of the energy normally dissipated into friction braking that is returned as electrical current to an energy storage device.

“SAE J2572” means the “Recommended Practice for Measuring Fuel Consumption and Range of Fuel Cell and Hybrid Fuel Cell Vehicles Fuelled by Compressed Gaseous Hydrogen,” as published by the Society of Automotive Engineers in October, 2008.

“Section 177 State” means a state that is administering the California ZEV requirements pursuant to section 177 of the federal Clean Air Act (42 U.S.C. § 7507).

“SC03” means the U.S. EPA SC03 driving schedule representing vehicle operation with air conditioning, as set forth in Appendix I of 40 CFR Part 86.

“SOC Net Change Tolerance” means the state-of-charge net change tolerance that is applied to the SOC Criterion for charge-sustaining hybrid electric vehicles when validating an emission test. See section E.9 and F.10 of these procedures for tolerance specifications.

“SOC Criterion” means the state-of-charge criterion that is applied to a charge-sustaining hybrid electric vehicle to validate an emission test. The SOC Criterion requires that no net change in battery energy occurs over a given test cycle, i.e. the final battery state-of-charge that is recorded at the end of the emission test must be equivalent to the initial battery state-of-charge that is set at the beginning of the emission test. The SOC Net Change Tolerance shall be applied to the SOC Criterion.

“Transitional Zero Emission Vehicle” means a PZEV that has an allowance of 1.0 or greater, and makes use of a ZEV fuel.

“Type 0, I, I.5, II, III, IV, and V ZEV” all have the meanings set forth in section C.4.4(a).

“Type I.5x” means range extended 75 mile to 100 mile all electric range battery electric vehicle.

“Type Iix” means range extended 100 mile or greater all electric range battery electric vehicle.

“**US06**” means the US06 driving schedule for aggressive driving as set forth in Appendix I of 40 CFR Part 86.

“**UDDS**” means urban dynamometer driving schedule as set forth Appendix I of 40 CFR Part 86.

“**Zero-emission vehicle**” or “**ZEV**” means any vehicle certified to zero-emission standards.

“**Zero-emission Vehicle Miles Traveled**” or **zero emission VMT**” means the vehicle miles traveled with zero exhaust emissions of any criteria pollutant (or precursor pollutant).

“**ZEV fuel**” means a fuel that provides traction energy in on-road ZEVs. Examples of current technology ZEV fuels include electricity, hydrogen, and compressed air.

2. Terminology.

	Abbreviation	Units
Charge Depleting Actual Range (urban cycle)	R_{cda}	mi
Charge Depleting to Charge Sustaining Range	R_{cdcs}	mi
Charge Depleting Net Energy Consumption	E_{cd}	wh
Charge Depleting CO ₂ Produced	M_{cd}	g/mi
Charge Sustaining CO ₂ Produced	M_{cs}	g/mi
Highway Charge Depleting Actual Range	R_{cdah}	mi
Highway Charge Depleting Cycle Range	R_{cdch}	mi
Highway Electric Range Fraction	ERF_h	%
Highway Equivalent All-Electric Range	$EAER_h$	mi
Highway Equivalent All-Electric Range Energy Consumption	$EAEREC_h$	wh/mi
Urban Charge Depleting Cycle Range	R_{cdcu}	mi
Urban Electric Range Fraction	ERF_u	%
Urban Equivalent All-Electric Range	$EAER_u$	mi
Urban Equivalent All-Electric Range scaled to 40 mi limit	$EAER_{u40}$	mi
Urban Equivalent All-Electric Range Energy Consumption	$EAEREC_u$	wh/mi

C. Zero-Emission Vehicle Standards.

1. ZEV Emission Standard. The Executive Officer shall certify new 2009 and subsequent through 2017 model year passenger cars, light-duty trucks and medium-duty vehicles as ZEVs if the vehicles produce zero exhaust emissions of any criteria pollutant (or precursor pollutant) under any and all possible operational modes and conditions.

2. Percentage ZEV Requirements

2.1 General Percentage ZEV Requirement.

(a) *Basic Requirement.* The minimum percentage ZEV requirement for each manufacturer is listed in the table below as the percentage of the PCs and LDT1s, and LDT2s to the extent required by section subdivision C.2.2(c), produced by the manufacturer and delivered for sale in California that must be ZEVs, subject to the conditions in section subdivision C.2.2. The ZEV requirement will be based on the annual NMOG production report for the appropriate model year.

<i>Model Years</i>	<i>Minimum ZEV Requirement</i>
2009 through 2011	11 %
2012 through 2014	12 %
2015 through 2017	14 %
2018 and subsequent	16 %

(b) *Calculating the Number of Vehicles to Which the Percentage ZEV Requirement is Applied.* For purposes of calculating a manufacturer's requirement in subdivision C.2.1 for model years 2009 through 2017, a manufacturer may use a three year average method or same model year method, as described below in sections 1. and 2. A manufacturer may switch methods on an annual basis. This production averaging is used to determine ZEV requirements specified in subdivision C.2.1(a) only, and has no effect on a manufacturer's size determination, specified in section 1900. For example, in applying the ZEV requirement, a PC, LDT1, or LDT2, that is produced by one manufacturer (e.g., Manufacturer A), but is marketed in California by another manufacturer (e.g., Manufacturer B) under the other manufacturer's (Manufacturer B) nameplate, shall be treated as having been produced by the marketing manufacturer (Manufacturer B).

(1) For the 2009 through 2011 model years, a manufacturer's production volume of PCs and LDT1s, and LDT2s as applicable, produced and delivered for sale in California will be based on the three-year average of the manufacturer's volume of PCs and LDT1s, and LDT2s as applicable, produced and delivered for sale in California in the 2003 through 2005 model years. As an alternative to the three-year averaging of prior year production described above, a manufacturer may elect to base its ZEV obligation on the number of PCs and LDT1s, and LDT2s, as applicable, produced by

the manufacturer and delivered for sale in California that same model year.

~~(2) For 2012 and subsequent through 2017 model years, a manufacturer's production volume for the given model year will be based on the three-year average of the manufacturer's volume of PCs and LDT1s, and LDT2s, as applicable, produced and delivered for sale in California in the prior fourth, fifth and sixth model year (for example, 2013 model year ZEV requirements will be based on California production volume of PCs and LDT1s, and LDT2s as applicable, for the 2007 to 2009 model years, and 2014 model year ZEV requirements will be based on California production volume of PCs and LDTs, for the 2008 to 2010 model years). This production averaging is used to determine ZEV requirements only, and has no effect on a manufacturer's size determination. As an alternative to the three-year averaging of prior year production described above, a manufacturer may elect to base its ZEV obligation on the number of PCs and LDT1s, and LDT2s, as applicable, produced by the manufacturer and delivered for sale in California that same model year. For 2012 and subsequent model years, a manufacturer may, on an annual basis, select either the three-year average or the same model year calculation method. In applying the ZEV requirement, a PC, LDT1, or LDT2 as applicable, that is produced by one manufacturer (e.g., Manufacturer A), but is marketed in California by another manufacturer (e.g., Manufacturer B) under the other manufacturer's (Manufacturer B) nameplate, shall be treated as having been produced by the marketing manufacturer (Manufacturer B).~~

(c) *Phase-in of ZEV Requirements for LDT2s.* Beginning with the ZEV requirements for the 2009 model year, a manufacturer's LDT2 production shall be included in determining the manufacturer's overall ZEV requirement under section subdivision C.2.1(a) in the increasing percentages shown in the table below.

2009	2010	2011	2012+
51%	68%	85%	100%

(d) *Exclusion of ZEVs in Determining a Manufacturer's Sales Volume.* In calculating for purposes of section subdivision C.2.1(b) and (c) the volume of PCs, LDT1s and LDT2s that a manufacturer has produced and delivered for sale in California, the manufacturer shall exclude the number of ZEVs produced by the manufacturer, or by a subsidiary in which that the manufacturer has a greater than 50 percent ownership interest, and delivered for sale in California.

2.2 Requirements for Large Volume Manufacturers.

(a) *Primary Requirements for Large Volume Manufacturers through Model Year 2011.* In the 2009 through 2011 model years, a manufacturer must meet at least 22.5 percent of its ZEV requirement with ZEVs or ZEV credits generated by such vehicles, and at least another 22.5 percent with ZEVs, AT PZEVs, or credits generated by such vehicles. The remainder of the manufacturer's ZEV requirement may be met using PZEVs or credits generated by such vehicles.

(b) *Alternative Requirements for Large Volume Manufacturers.*

(1) *Minimum Floor for Production of Type III ZEVs.*

(A) *[Reserved]*

(B) *Requirement For the 2009-2011 Model Years.* A manufacturer electing the alternative compliance requirements during model years 2009 through 2011 must produce ZEV credits equal to 0.82 percent of the manufacturer's average annual California sales of PCs and LDT1s, and LDT2s, as applicable, over the three year period from model years 2003 through 2005, ~~through~~ through production, delivery for sale, and placement in service of ZEVs, other than NEVs and Type 0 ZEVs, using credit ratios for each ZEV Type compared to a Type III prescribed in the table below, or submit an equivalent number of credits generated by such vehicles.

ZEV Types	Credit Substitution Ratio
Type I	2
Type I.5	1.6
Type II	1.33
Type IV	0.8
Type V	0.57

(i) Manufacturers may use credits generated by 1997-2003 model-year ZEVs that qualify for an extended service multiplier under ~~section~~ subdivision C.6 for a year primarily during calendar years 2009-2011, provided that 33 years of such a multiplier will equal 4 ZEV credits.

(C) *[Reserved]*

(D) *[Reserved]*

(E) *[Reserved]*

(F) *Exclusion of Additional Credits for Transportation Systems.* Any additional credits for transportation systems generated in accordance with ~~section~~ subdivision C.7.5 shall not be counted towards compliance with this ~~section~~ subdivision C.2.2(b)(1)(B).

(G) *Carry-over of Excess Credits.* ZEV credits generated from excess production in model years 2005 through 2008 may be carried forward and applied to the 2009 through 2011 minimum floor requirement specified in ~~section~~ subdivision C.2.2(b)(1)(B) provided that the value of these carryover credits shall be based on the model year in which the credits are used. Beginning with the 2012 model year, these credits may no longer be used to meet the ZEV requirement, specified in subdivision

C.2.2(b)(1)(B); they may be used as Enhanced AT PZEV, AT PZEV, or PZEV credits. ZEV credits earned in model year 2009 and subsequent through 2011 would be allowed to be carried forward for two years for application to the ZEV requirement. For example, ZEV credit earned in the 2010 model year would retain full flexibility through the 2012 model year. Starting 2013 model year, at which time that credit could only be used as ~~Enhanced AT PZEV~~ZEV, AT PZEV, or PZEV credits, and could not be used to satisfy the ZEV credit obligation, which may only be satisfied with credit generated from ZEVs.

(H) *Failure to Meet Requirement for Production of ZEVs.* A manufacturer that, after electing the alternative requirements in ~~section~~subdivision C.2.2(b) for any model year from 2009 through 2011, fails to meet the requirement in ~~section~~subdivision C.2.2(b)(1)(B) by the end of the 2011 model year, shall be treated as subject to the primary requirements in ~~section~~subdivision C.2.1(a) for the 2009 through 2011 model years.

(I) *Rounding Convention.* The number of ZEVs needed for a manufacturer under ~~section~~subdivision C.2.2(b)(1)(B) shall be rounded to the nearest whole number.

(2) *Compliance With Percentage ZEV Requirements.* In the 2009 through 2011 model years, a manufacturer electing the alternative compliance requirements in a given model year must meet at least 45 percent of its ZEV requirement for that model year with ZEVs, AT PZEVs, or ~~Enhanced AT PZEVs~~ZEVs, or credits generated from such vehicles. ZEV credits generated for compliance with the alternative requirements during any given model year will be applied to the 45 percent which may be met with ZEVs, AT PZEVs, ~~Enhanced AT PZEVs~~ZEVs, or credits generated from such vehicles, but not PZEVs. The remainder of the manufacturer's ZEV requirement may be met using PZEVs or credits generated from such vehicles.

(3) *Sunset of Alternative Requirements After the 2011 Model Year.* The alternative requirements in ~~section~~subdivision C.2.2(b) are not available after the 2011 model year.

(c) *Election of the Primary or Alternative Requirements for Large Volume Manufacturers.* A manufacturer shall be subject to the primary ZEV requirements for the 2009 model year unless it notifies the Executive Officer in writing prior to the start of the 2009 model year that it is electing to be subject to the alternative compliance requirements for that model year. Thereafter, a manufacturer shall be subject to the same compliance option as applied in the previous model year unless it notifies the Executive Officer in writing prior to the start of a new model year that it is electing to switch to the other compliance option for that new model year. However, a manufacturer that has previously elected the primary ZEV requirements for one or more of the 2009 through 2011 model years may prior to the end of the 2011 model year elect the alternative compliance requirements for the 2009 through 2011 model years

upon a demonstration that it has complied with all of the applicable requirements for that period in ~~sections~~subdivision C.2.2(b)(1)(B).

(d) *Requirements for Large Volume Manufacturers in Model Years 2012 through 2017.*

(1) *2012 through 2014 Requirements.* On an annual basis, aA manufacturer must meet the total ZEV obligation with ZEVs or ZEV credits generated by such vehicles, excluding credits generated by NEVs and Type 0 ZEVs, equal to at least 0.79% of its annual sales, using either production volume determination method described in ~~sections~~subdivision C.2.1(b). No more than 50% of the total obligation may be met with credits generated from PZEVs, No more than 75% of the total obligation may be met with credits generated from AT PZEVs. No more than 93.4% may be met with Enhanced AT PZEVs, Type 0 ZEVs, and NEVs, other than limits described in ~~sections~~subdivision C.7.6. The entire ~~requirement~~obligation may be met solely with credits generated from ZEVs.

(2) *2015 through 2017 Requirements.* On an annual basis, aA manufacturer must meet its ZEV obligation with ZEVs or ZEV credits generated by such vehicles, excluding credits generated by NEVs and Type 0 ZEVs, equal to at least 3% of its annual sales, using either production volume determination method described in ~~sections~~subdivision C.2.1(b). No more than 42.8% of the total obligation may be met with credits generated from PZEVs. No more than 57.1% of the total obligation may be met with credits generated from AT PZEVs. No more than 78.5% may be met with Enhanced AT PZEVs credits generated from TZEVs, Type 0 ZEVs, and NEVs, other than limits described in ~~sections~~subdivision C.7.6. The entire ~~requirement~~obligation may be met solely with credits generated from ZEVs.

(3) The following table enumerates a manufacturer's annual percentage obligation for the 2012 though 2017 model years if the manufacturer produces the minimum number of credits required to meet its ZEV obligation and the maximum percentage for the Enhanced AT PZEV, AT PZEV, and PZEV categories.

Years	Total ZEV Percent Requirement	Minimum ZEV floor	Enhanced AT PZEVs, TZEVs, Type 0s, or NEVs	AT PZEVs	PZEVs
2012 – 2014	12	0.79	2.21	3.0	6.0
2015 – 2017	14	3.0	3.0	2.0	6.0

(4) *Use of Additional Credits for Transportation Systems.* Any additional credits for transportation systems generated from ZEVs in accordance with ~~sections~~subdivision C.7.5 may be used to meet up to one tenth of the portion of the ZEV obligation which must be met with ZEVs, specified in ~~sections~~subdivision C.2.2(d)(1).

(e) ~~*[Reserved] Requirements for Large Volume Manufacturers in Model Year 2018 and Subsequent.*~~ In the 2018 and subsequent model years, a manufacturer must meet a ZEV total percent requirement of 16 percent. The maximum portion of a manufacturer's percentage ZEV requirement that may be satisfied by PZEVs that are not Enhanced AT PZEVs or AT PZEVs, or credits generated by such vehicles, is limited to 6 percent of the manufacturer's applicable California PC, LDT1, and LDT2 production volume; Enhanced AT PZEVs and AT PZEVs or credits generated by such vehicles may be used either alone or in combination, to meet up to one-half of the manufacturer's remaining ZEV requirement.

2.3 Requirements for Intermediate Volume Manufacturers. ~~In~~ For 2009 and through 2017 subsequent model years, an intermediate volume manufacturer may meet its ZEV requirement with up to 100 percent PZEVs or credits generated by such vehicles. For 2015 through 2017 model years, the overall credit percentage requirement for an intermediate volume manufacturer will be 12% instead of 14%.

2.4 Requirements for Small Volume Manufacturers and Independent Low Volume Manufacturers. A small volume manufacturer or an independent low volume manufacturer is not required to meet the percentage ZEV requirements. However, a small volume manufacturer or an independent low volume manufacturer may earn and market credits for the ZEVs, TZEVs, AT PZEVs, or PZEVs it produces and delivers for sale in California.

2.5 ~~*[Reserved] Counting ZEVs and PZEVs in Fleet Average NMOG Calculations.*~~ For purposes of calculating a manufacturer's fleet average NMOG value and NMOG credits under sections 1961(b) and (c), title 13, CCR, a vehicle certified as a ZEV is counted as one ZEV, and a PZEV is counted as one SULEV certified to the 150,000-mile standards, regardless of any ZEV or PZEV multipliers.

2.6 ~~*[Reserved]*~~

2.7 Changes in Small Volume, Independent Low Volume, and Intermediate Volume Manufacturer Status.

(a) *Increases in California Production Volume.* In 2009 and ~~subsequent~~ through 2017 model years, if a small volume manufacturer's average California production volume exceeds 4,500 units of new PCs, LDTs, and MDVs based on the average number of vehicles produced and delivered for sale for the three previous consecutive model years, or if an independent low volume manufacturer's average California production volume exceeds 10,000 units of new PCs, LDTs, and MDVs based on the average number of vehicles produced and delivered for sale for the three previous consecutive model years, the manufacturer shall no longer be treated as a small volume, or independent low volume manufacturer, as applicable, and shall comply with the ZEV requirements for intermediate volume manufacturers, as applicable, beginning with the sixth model year after the last of the three consecutive model years.

If an intermediate volume manufacturer's average California production volume exceeds 60,000 units of new PCs, LDTs, and MDVs based on the average number of vehicles produced and delivered for sale for the three previous consecutive model years (i.e., total production volume exceeds 180,000 vehicles in a three year period), the manufacturer shall no longer be treated as an intermediate volume manufacturer and shall, beginning with the sixth model year after the last of the three consecutive model-years, or in model year 2018 (whichever occurs first), comply with all ZEV requirements for large volume manufacturers

Requirements will begin in the fourth model year rather than the sixth model year when a manufacturer ceases to be a small ~~or intermediate~~ independent low volume manufacturer in 2003 or subsequent years due to the aggregation requirements in majority ownership situations, except that if the majority ownership in the manufacturer was acquired prior to the 2001 model year, the manufacturer must comply with the stepped-up ZEV requirements starting in the 2010 model year. Requirements will begin in the fourth model year, or in model year 2018 (whichever occurs first) rather than the sixth model year when a manufacturer ceases to be an intermediate volume manufacturer in 2003 or subsequent years due to the aggregation requirements in majority ownership situation.

(b) *Decreases in California Production Volume.* If a manufacturer's average California production volume falls below 4,500, 10,000 or 60,000 units of new PCs, LDTs, and MDVs, ~~as applicable,~~ based on the average number of vehicles produced and delivered for sale for the three previous consecutive model years, the manufacturer shall be treated as a small volume, independent low volume, or intermediate volume manufacturer, as applicable, and shall be subject to the requirements for a small volume, independent low volume, or intermediate volume manufacturer beginning with the next model year.

(c) *Calculating California Production Volume in Change of Ownership Situations.* Where a manufacturer experiences a change in ownership in a particular model year, the change will affect application of the aggregation requirements on the manufacturer starting with the next model year. When a manufacturer is simultaneously producing two model years of vehicles at the time of a change of ownership, the basis of determining next model year must be the earlier model year. The manufacturer's small or intermediate volume manufacturer status for the next model year shall be based on the average California production volume in the three previous consecutive model years of those manufacturers whose production volumes must be aggregated for that next model year. For example, where a change of ownership during the 2010 calendar year occurs and the manufacturer is producing both 2010 and 2011 model year vehicles results in a requirement that the production volume of Manufacturer A be aggregated with the production volume of Manufacturer B, Manufacturer A's status for the 2011 model year will be based on the production volumes of Manufacturers A and B in the 2008-2010 model years. Where the production volume of Manufacturer A must be

aggregated with the production volumes of Manufacturers B and C for the 2010 model year, and during that model year a change in ownership eliminates the requirement that Manufacturer B's production volume be aggregated with Manufacturer A's, Manufacturer A's status for the 2011 model year will be based on the production volumes of Manufacturers A and C in the 2008-2010 model years. In either case, the lead time provisions in ~~sections~~subdivisions C2.7(a) and (b) will apply.

3. Partial ZEV Allowance Vehicles (PZEVs).

3.1 Introduction. This ~~section~~subdivisions C.3 sets forth the criteria for identifying vehicles delivered for sale in California as PZEVs. A PZEV is a vehicle that cannot be certified as a ZEV but qualifies for a PZEV allowance of at least 0.2.

3.2 Baseline PZEV Allowance. In order for a vehicle to be eligible to receive a PZEV allowance, the manufacturer must demonstrate compliance with all of the following requirements. A qualifying vehicle will receive a baseline PZEV allowance of 0.2.

(a) *SULEV Standards.* For 2009 through 2014 model years, Certify the vehicle to the 150,000-mile SULEV exhaust emission standards for PCs and LDTs in ~~section~~subdivision 1961(a)(1), title 13, CCR. Bi-fuel, fuel-flexible and dual-fuel vehicles must certify to the applicable 150,000-mile SULEV exhaust emission standards when operating on both fuels. For 2015 through 2017 model years, certify the vehicle to the 150,000-mile SULEV 20 or 30 exhaust emission standards for PCs and LDTs in subdivision 1961.2(a)(1). Bi-fuel, fuel flexible and dual-fuel vehicles must certify to the applicable 150,000-mile SULEV 20 or 30 exhaust emission standards when operating on both fuels;

(b) *Evaporative Emissions.* Certify the vehicle to the evaporative emission standards in ~~section~~subdivision 1976(b)(1)(E), title 13, CCR (zero-fuel evaporative emissions standards). For 2015 through 2017 model years, certify the vehicle to the evaporative emission standards in subdivision 1976(b)(1)(G);

(c) *OBD.* Certify that the vehicle will meet the applicable on-board diagnostic requirements in sections 1968.1 or 1968.2, title 13, CCR, as applicable, for 150,000 miles; and

(d) *Extended Warranty.* Extend the performance and defects warranty period set forth in ~~sections~~subdivisions 2037(b)(2) and 2038(b)(2) to 15 years or 150,000 miles, whichever occurs first, except that the time period is to be 10 years for a zero emission energy storage device used for traction power (such as a battery, ultracapacitor, or other electric storage device).

3.3 Zero-Emission VMT PZEV Allowance.

(a) *Calculation of Zero Emission VMT Allowance.* A vehicle that meets the requirements of sectionssubdivision C.3.2 and has zero-emission vehicle miles traveled (“VMT”) capability will generate an additional zero emission VMT PZEV allowance, calculated as follows:

<i>Range</i>	<i>Zero-emission VMT Allowance</i>
$EAER_u < 10$ miles	0.0
$EAER_u \geq 10$ <u>miles to 40 miles</u> and $R_{cda} = 10$ <u>miles to 40 miles</u>	$EAER_u \times (1 - UF_{R_{cda}}) / 11.028$
$R_{cda} EAER_u > 40$ miles	$EAER_{u40} / 29.63$ $\frac{(EAER_{u40}) \times [1 - (UF_{40} * R_{cda} / EAER_u)]}{11.028}$ <p><u>Where,</u> UF_{40} = utility factor at 40 miles $EAER_{u40}$ = 40 miles</p>

A vehicle cannot generate more than 1.39 zero-emission VMT PZEV allowance.

The urban equivalent all-electric range ($EAER_u$) and charge depleting actual range (urban cycle) (R_{cda}) shall be determined in accordance with sections F.11 and F.5.4, respectively, of these test procedures. The utility Factor (UF) based on the charge depleting actual range (urban cycle) (R_{cda}) shall be determined according to Section 4.5.2 Equation 5 and the “Fleet UF” Utility Factor Equation Coefficients in Section 4.5.2, Table 3 of SAE J2841 March 2009.

~~(b) *Alternative Procedures.* As an alternative to determining the zero-emission VMT allowance in accordance with the preceding section C.3.3(a), a manufacturer may submit for Executive Officer approval an alternative procedure for determining the zero-emission VMT potential of the vehicle as a percent of total VMT, along with an engineering evaluation that adequately substantiates the zero-emission VMT determination. For example, an alternative procedure may provide that a vehicle with zero-emissions of one regulated pollutant (e.g., NOx) and not another (e.g., NMOG) will qualify for a zero-emission VMT allowance of 1.5.~~

~~(c) *[RESERVED].*~~

3.4 PZEV Allowance for Advanced ZEV Componentry. A vehicle that meets the requirements of sectionssubdivision C.3.2 may qualify for an advanced componentry PZEV allowance as provided in this section 3.4.

(a) *Use of High Pressure Gaseous Fuel or Hydrogen Storage System.* A vehicle equipped with a high pressure gaseous fuel storage system capable of refueling at 3600 pounds per square inch or more and operating exclusively on this gaseous fuel shall qualify for an advanced componentry PZEV allowance of 0.2. A vehicle capable of operating exclusively on hydrogen stored in a high pressure system capable of refueling at 5000 pounds per square inch or more, stored in nongaseous form, or at cryogenic temperatures, shall instead qualify for an advanced componentry PZEV allowance of 0.3.

(b) *Use of a Qualifying HEV Electric Drive System*

(1) *Classification of HEVs.* HEVs qualifying for additional advanced componentry PZEV allowance or allowances that may be used in the AT PZEV category are classified in one of ~~five~~four types of HEVs based on the criteria in the following table.

<i>Characteristics</i>	<i>Type C</i>	<i>Type D</i>	<i>Type E</i>	<i>Type F</i>	<i>Type G</i>
Electric Drive System Peak Power Output	≥ 10 kW	≥ 10 kW	≥ 50 kW	Zero Emission VMT allowance; ≥ 10 mile all-electric range (UDDS drive cycle) <u>range</u>	Zero-Emission VMT allowance; ≥ 10 mile all-electric range (US06 drive cycle) <u>range</u>
Traction Drive System Voltage	< 60 Volts	≥ 60 Volts	≥ 60 volts	≥ 60 volts	≥ 60 volts
Traction Drive Boost	Yes	Yes	Yes	Yes	Yes
Regenerative Braking	Yes	Yes	Yes	Yes	Yes
Idle Start/Stop	Yes	Yes	Yes	Yes	Yes

(2) *[Reserved].*

(3) *[Reserved].*

(4) *[Reserved]. Type C HEVs.* A PZEV that the manufacturer demonstrates to the reasonable satisfaction of the Executive Officer meets all of the criteria for a Type C HEV, and that is equipped with an advanced traction energy storage system — such as lithium ion batteries, nickel metal hydride batteries, ultracapacitors, or other similar

systems — with a design lifetime of at least 10 years, qualifies for an additional advanced componentry allowance of 0.2 in the 2009 through 2011 model years, 0.15 in the 2012 through 2014 model years, and 0.1 in the 2015 and subsequent model years.

(5) *Type D HEVs.* A PZEV that the manufacturer demonstrates to the reasonable satisfaction of the Executive Officer meets all of the criteria for a Type D HEV qualifies for an additional advanced componentry allowance of 0.4 in the 2009 through 2011 model years, 0.35 in the 2012 through 2014 model years, and 0.25 in the 2015 and subsequent model years through 2017 model years.

(6) *Type E HEVs.* A PZEV that the manufacturer demonstrates to the reasonable satisfaction of the Executive Officer meets all of the criteria for a Type E HEV qualifies for an additional advanced componentry allowance of 0.5 in the 2009 through 2011 model years, 0.45 in the 2012 through 2014 model years, and 0.35 in the 2015 and subsequent model years through 2017 model years.

(7) *Type F HEVs.* A PZEV that the manufacturer demonstrates to the reasonable satisfaction of the Executive Officer meets all of the criteria for a Type F HEV, including achieving 10 miles or more of all-electric UDDS range, qualifies for an additional advanced componentry allowance of 0.72 in the 2009 through 2011 model years, 0.67 in the 2012 through 2014 model years, and 0.57 in the 2015 and subsequent model years through 2017 model years.

(8) *Type G HEVs.* A PZEV that the manufacturer demonstrates to the reasonable satisfaction of the Executive Officer meets all of the criteria for a Type G HEV, including achieving 10 miles or more of all-electric US06 range, qualifies for an additional advanced componentry allowance of 0.95 in the 2009 through 2011 model years, 0.89 in the 2012 through 2014 model years, and 0.78 in the 2015 and subsequent model years through 2017 model years.

(9) *Severability.* In the event that all or part of ~~section~~ subdivision C.3.4(b)(1)-(8) is found invalid, the remainder of these standards and test procedures, ~~including the remainder of section C.3.4(b)(1)-(8),~~ remains in full force and effect.

3.5 PZEV Allowance for Low Fuel-Cycle Emissions. A vehicle that makes exclusive use of fuel(s) with very low fuel-cycle emissions shall receive a PZEV allowance of 0.3. In order to receive the PZEV low fuel-cycle emissions allowance, a manufacturer must demonstrate to the Executive Officer, using peer-reviewed studies or other relevant information, that NMOG emissions associated with the fuel(s) used by the vehicle (on a grams/mile basis) are lower than or equal to 0.01 grams/mile. Fuel-cycle emissions must be calculated based on near-term production methods and infrastructure assumptions, and the uncertainty in the results must be quantified.

3.6 Calculation of PZEV Allowance.

(a) *Calculation of Combined PZEV Allowance for a Vehicle.* The combined PZEV allowance for a qualifying vehicle in a particular model year is the sum of the PZEV allowances listed in this ~~section~~subdivision C.3.6, multiplied by any PZEV introduction phase-in multiplier listed in ~~section~~subdivision C.3.7, subject to the cap in ~~section~~subdivision C.3.6(b).

(1) *Baseline PZEV Allowance.* The baseline PZEV allowance of 0.2 for vehicles meeting the criteria in ~~section~~subdivision C.3.2;

(2) *Zero Emission VMT PZEV Allowance.* The zero-emission VMT PZEV allowance, if any, determined in accordance with ~~section~~subdivision C.3.3.;

(3) *Advanced ZEV Componentry PZEV Allowance.* The advanced ZEV componentry PZEV allowance, if any, determined in accordance with ~~section~~subdivision C.3.4; and

(4) *Fuel-cycle Emissions PZEV Allowance.* The fuel-cycle emissions PZEV allowance, if any, determined in accordance with ~~section~~subdivision C.3.5.

(b) *Caps on the Value of an AT PZEV Allowance.*

(1) *Cap for 2009 and Subsequent through 2017 Model-Year Vehicles.* The maximum value an AT PZEV may earn before phase-in multipliers, including the baseline PZEV allowance, is 3.0.

(2) *[Reserved].*

3.7 PZEV Multipliers

(a) *[Reserved].*

(b) *Introduction Phase-In Multiplier for PZEVs That Earn a Zero Emission VMT Allowance.* Each 2009 through 2011 model year PZEV that earns a zero-emission VMT allowance under section C.3.3 and is sold to a California motorist or is leased for three or more years to a California motorist who is given the option to purchase or re-lease the vehicle for two years or more at the end of the first lease term, qualifies for a phase-in multiplier of 1.25. This subdivision C.3.7(b) multiplier will no longer be available after model year 2011.

4. Qualification for ZEV Multipliers and Credits.

4.1 **[Reserved].**

4.2 **[Reserved].**

4.3 [Reserved].

4.4 ZEV Credits for 2009 through 2017 and Subsequent Model Years ZEVs.

(a) *ZEV Tiers for Credit Calculations.* ZEV credits from a particular ZEV are based on the assignment of a given ZEV into one of the following eight ZEV tiers:

<i>ZEV Tier</i>	<i>UDDS ZEV Range (miles)</i>	<i>Fast Refueling Capability</i>
NEV	No minimum	N/A
Type 0	< 50	N/A
Type I	≥ 50, <75	N/A
Type I.5	≥ 75, <100	N/A
Type II	≥ 100	N/A
Type III	≥ 100	Must be capable of replacing 95 miles (UDDS ZEV range) in ≤ 10 minutes per section C.4.4(b)
	≥ 200	N/A
Type IV	≥ 200	Must be capable of replacing 190 miles (UDDS ZEV range) in ≤ 15 minutes per section C.4.4(b)
Type V	≥ 300	Must be capable of replacing 285 miles (UDDS ZEV range) in ≤ 15 minutes per section C.4.4(b)

Type I.5x and Type IIx vehicles are defined in subdivision C.4.5(g) and C.9.10.

(b) *Fast Refueling.* The “fast refueling capability” requirement for a 2009 and subsequent through 2017 model year Type III, IV, or V ZEV in section subdivision C.4.4(a) will be considered met if the Type III ZEV has the capability to accumulate at least 95 miles of UDDS range in 10 minutes or less and the Type IV or V ZEV has the capability to accumulate at least 190 or 285 miles, respectively, in 15 minutes or less. For ZEVs that utilize more than one ZEV fuel, such as plug-in fuel cell vehicles, the Executive Officer may choose to waive these section subdivision C.4.4(b) fast fueling requirements and base the amount of credit earned on UDDS ZEV range, as specified in section subdivision C.4.4(a).

(c) *ZEV Credits for 2009 and Subsequent through 2017 Model-Year ZEVs.* A 2009 and subsequent through 2017 model-year ZEV, other than a NEV or Type 0, earns

1 ZEV credit when it is produced and delivered for sale in California. A 2009 ~~and subsequent~~ through 2017 model-year ZEV earns additional credits based on the earliest year in which the ZEV is placed in service (not earlier than the ZEV's model year). The vehicle must be delivered for sale and placed in service in the same state (i.e. California) in order to earn the total credit amount. The following table identifies the total credits that a ZEV in each of the eight ZEV tiers will earn, including the credit not contingent on placement in service, if it is placed in service in the specified calendar year or by June 30 after the end of the specified calendar year. A vehicle is not eligible to receive credits if it is placed in service after December 31, five calendar years after the model year. For example, if a vehicle is produced in 2012, but does not get placed until January 1, 2018, the vehicle would no longer be eligible for ZEV credits.

<i>Total Credit Earned by ZEV Type and Model Year for Production and Delivery for Sale and for Placement</i>		
<i>Tier</i>	<i>Calendar Year in Which ZEV is Placed in Service</i>	
	<u>2009-2017</u> ₁	<u>2012 - 2017</u> ₂₀₁₈₊
NEV	0.30	0.30
Type 0	1	1
Type I	2	2
Type I.5	2.5	2.5
<u>Type I.5x</u>	<u>n/a</u>	<u>2.5</u>
Type II	3	3
<u>Type IIx</u>	<u>n/a</u>	<u>3</u>
Type III	4	<u>3</u> ₄
Type IV	5	<u>3</u> ₅
Type V	7	<u>3</u> _{2012-2014: 7} <u>2015-2017: 9</u>

(d) *Multiplier for Certain ZEVs.* 2009 through 2011 model-year ZEVs, excluding NEVs or Type 0 ZEVs, shall qualify for a multiplier of 1.25 if it is either sold to a motorist or is leased for three or more years to a motorist who is given the option to purchase or re-lease the vehicle for two years or more at the end of the first lease term. This subdivision C.4.4(d) multiplier will no longer be available after model year 2011.

(e) *Counting Specified ZEVs Placed in a Section 177 State and in California.*

(1) *Provisions for 2009 Model Year.*

(A) Manufacturers with a ZEV requirement producing ZEVs, excluding NEVs and Type 0 ZEVs, that are either certified to the California ZEV standards or approved as part of an advanced technology demonstration program and are placed in service in a section 177 state, may be counted towards compliance with the California percentage ZEV requirements in ~~sections~~subdivision C.2, including the requirements in ~~sections~~subdivision C.2.2(b), as if they were delivered for sale and placed in service in California.

(B) Manufacturers with a ZEV requirement producing ZEVs, excluding NEVs and Type 0 ZEVs that are certified to the California ZEV standards or approved as part of an advanced technology demonstration program and are placed in service in California may be counted towards the percentage ZEV requirements of any section 177 state, including requirements based on ~~sections~~subdivision C.2.2(B).

(2) *Provisions for 2010 and Subsequent Model Years.* Manufacturers with a ZEV requirement producing Specified model year ZEVs, including Type I.5xs and Type IIxs, excluding NEVs and Type 0 ZEVs, that are either certified to the California ZEV standards applicable for the ZEV's model year or approved as part of an advanced technology demonstration program and are placed in service in California or in a section 177 state may be counted towards compliance in California and in all section 177 states, with the percentage ZEV requirements in ~~sections~~subdivision C.2, provided that the credits are multiplied by the ratio of an ~~LVM's~~manufacturer's applicable production volume for a model year, as specified in ~~sections~~subdivision C.2.1(b) in the state receiving credit to the ~~LVM's~~manufacturer's applicable production volume (hereafter, "proportional value"), as specified in ~~sections~~subdivision C.2.1(b) for the same model year in California. Credits generated in a section 177 state will be earned at the proportional value in the section 177 state, and earned in California at the full value specified in ~~sections~~subdivision C.4.5(d) However, credits generated by 2010 and 2011 model-year vehicles produced, delivered for sale, and placed in service, or as part of an advanced technology demonstration program in California to meet the any section 177 state's requirements that implement ~~sections~~subdivision C.2.2(b) requirements are exempt from proportional value, with the maximum number of credits allowed to be counted towards compliance in a section 177 state being limited to the number of credits needed to satisfy a manufacturer's section 177 state's requirements to implement ~~sections~~subdivision C.2.2(b)(1)(B). The table below specifies the qualifying model years for each ZEV type that may be counted towards compliance in all section 177 states.

Vehicle Type	Model Years:
Type I, I.5, or II ZEV	2009 – 2014 <u>2017</u>
Type III, IV, or V ZEV	2009 – 2017
<u>Type I.5x or Type IIx</u>	<u>2012 – 2017</u>

(f) *NEV Test Procedures.* Beginning in 2010 model year, to be eligible for the credit amount in ~~sections~~subdivision C.4.4.(c), NEVs must meet the following specifications and requirements in this ~~sections~~subdivision C.4.4(f):

(1) *Specifications.* A 2010 through 2017 ~~and subsequent~~ model-year NEV, earns credit when it meets all the following specifications:

(A) *Acceleration.* The vehicle has a 0-20 mph acceleration of 6.0 seconds or less when operating with a payload of 332 pounds and starting with the battery at a 50% state of charge.

(B) *Top Speed.* The vehicle has a minimum top speed of 20 mph when operating with a payload of 332 pounds and starting with the battery at a 50% state of charge. The vehicle's top speed shall not exceed 25 mph when tested in accordance with 49 CFR 571.500 (68 FR 43972, July 25, 2003).

(C) *Constant Speed Range.* The vehicle has a minimum 25 mile range when operating at constant top speed with a payload of 332 pounds and starting with the battery at 100% state of charge.

(2) *Battery Requirement.* A qualifying NEV must be equipped with sealed, maintenance-free batteries.

(3) *Warranty Requirement.* A 2010 through 2017 ~~and subsequent~~ model year NEV drive train, including battery packs, must be covered for a period of at least 24 months. ~~At least~~ The first 6 months of the first 12 months of the NEV warranty period must be covered by a full warranty; ~~the remainder of the first 12 months and all of the second 12 months of the~~ remaining warranty period may be optional extended warranties (available for purchase) and may be prorated. If the extended warranty is prorated, the percentage of the battery pack's original value to be covered or refunded must be at least as high as the percentage of the prorated coverage period still remaining. For the purpose of this computation, the age of the battery pack must be expressed in intervals no larger than three months. Alternatively, a manufacturer may cover 50 percent of the original value of the battery pack for the full period of the extended warranty.

(4) Prior to allowance approval, the Executive Officer may request that the manufacturer provide copies of representative vehicle and battery warranties.

(5) NEV Charging Requirements. Model year 2014 through 2017 NEVs must meet charging connection standard portion of the requirements specified in subdivision 1962.3(c)(2).

(g) Type I.5x and Type IIx Vehicles. Beginning in 2012 model year, to be eligible for the credit amount in subdivision C.4.4(c), Type I.5x and Type IIx vehicles must meet the following specifications and requirements:

(1) PZEV Requirements. Type I.5x and Type IIx vehicles must meet all PZEV requirements, specified in subdivision C.3.2 (a) through (d).

(2) Type G Requirements. Type I.5x and Type IIx vehicles must meet the requirements for Type G advanced componentry allowance, specified in subdivision C.3.4(b).

(3) APU Operation. The vehicle's UDDS range after the APU first starts and enters "charge sustaining hybrid operation" must be less than or equal to the vehicle's UDDS all-electric test range prior to APU start. The vehicle's APU cannot start under any user-selectable driving mode unless the energy storage system used for traction power is fully depleted.

(4) Minimum Zero Emission Range Requirements.

<u>Vehicle Category</u>	<u>Zero Emission UDDS Range</u>
<u>Type I.5x</u>	<u>≥ 75 miles, < 100 miles</u>
<u>Type IIx</u>	<u>≥ 100 miles</u>

5. [Reserved]

6. Extended Service Multiplier for 1997-2003 Model-Year ZEVs and PZEVs With ≥ 10 Mile Zero Emission Range. Except in the case of a NEV, an additional ZEV or PZEV multiplier will be earned by the manufacturer of a 1997 through 2003 model-year ZEV, or PZEV with ≥ 10 mile zero emission range for each full year it is registered for operation on public roads in California beyond its first three years of service, in the 2009 through 2011 calendar years. For additional years of service starting earlier than April 24, 2003, the manufacturer will receive 0.1 times the ZEV credit that would be earned by the vehicle if it were leased or sold new in that year, including multipliers, on a year-by-year basis beginning in the fourth year after the vehicle is initially placed in service. For additional years of service starting April 24, 2003 or later, the manufacturer will receive 0.2 times the ZEV credit that would be earned by the vehicle if it were leased or sold new in that year, including multipliers, on a year-by-year basis beginning in the fourth year after the vehicle is initially placed in service. The extended service multiplier is reported and earned in the year following each continuous year of service. Additional credit cannot be earned after model year 2011.

7. Generation and Use of ZEV Credits; Calculation of Penalties

7.1 Introduction. A manufacturer that produces and delivers for sale in California ZEVs or PZEVs in a given model year exceeding the manufacturer's ZEV requirement set forth in ~~section~~subdivision C.2 shall earn ZEV credits in accordance with this ~~section~~subdivision C.7.

7.2 ZEV Credit Calculations.

(a) *Credits from ZEVs.* ~~For model years 2009 through 2014, the amount of g/mi ZEV credits earned by a manufacturer in a given model year from ZEVs shall be expressed in units of g/mi NMOG, and shall be equal to the number of credits from ZEVs produced and delivered for sale in California that the manufacturer applies towards meeting the ZEV requirements for the model year subtracted from the number of ZEVs produced and delivered for sale in California by the manufacturer in the model year and then multiplied by the NMOG fleet average requirement for PCs and LDT1s, or LDT2s as applicable, for that model year.~~ For model years 2015 through 2017, the amount of credits earned by a manufacturer in a given model year from ZEVs shall be expressed in units of credits.

(b) *Credits from PZEVs.* ~~For model years 2009 through 2014, the amount of g/mi ZEV credits from PZEVs earned by a manufacturer in a given model year shall be expressed in units of g/mi NMOG, and shall be equal to the total number of PZEVs produced and delivered for sale in California that the manufacturer applies towards meeting its ZEV requirement for the model year subtracted from the total number of PZEV allowances from PZEVs produced and delivered for sale in California by the manufacturer in the model year and then multiplied by the NMOG fleet average requirement for PCs and LDT1s, or LDT2s as applicable, for that model year.~~ For model years 2015 through 2017, the amount of credits earned by a manufacturer in a given model year from PZEVs shall be expressed in units of credits.

(c) *Separate Credit Accounts.* The number of credits from a manufacturer's [i] ZEVs, [ii] Type I.5x and Type IIx vehicles, [iii] ~~Enhanced AT PZEVs~~ ZEVs, [iiiiv] AT PZEVs, [iv] all other PZEVs, and [vi] NEVs shall each be maintained separately.

(d) *Rounding Credits.* For model year 2012 through 2014, ZEV credits and debits shall be rounded to the nearest 1/1000th only on the final credit and debit totals using the conventional rounding method. For model year 2015 through 2017, ZEV credits and debits shall be rounded to the nearest 1/100th only on the final credit and debit totals using the conventional rounding method.

(e) *Converting g/mi NMOG ZEV Credit to ZEV Credits.* After model year 2014 compliance, all manufacturer ZEV, Type I.5x and Type IIx, ZEV, AT PZEV, PZEV, and NEV accounts will be converted from g/mi NMOG to credits. Each g/mi NMOG account balance will be divided by 0.035. Starting in model year 2015, credits will no longer be expressed in terms of g/mi credits, but only as credits.

(f) *Converting PZEV and AT PZEV Credits after Model Year 2017.* After model year 2017 compliance, a manufacturer's PZEV and AT PZEV credit accounts will be converted to be used for compliance with requirements specified in subdivision C.2. For LVMs, PZEV accounts will be discounted 93.25%, and AT PZEV accounts will be discounted 75%. For IVMs, PZEV accounts and AT PZEV accounts will be discounted 75%. This will be a one time calculation after model year 2017 compliance is complete.

7.3 ZEV Credits for MDVs and LDTs Other Than LDT1s. ZEVs and PZEVs classified as MDVs or as LDTs other than LDT1s may be counted toward the ZEV requirement for PCs, LDT1s and LDT2s as applicable, and included in the calculation of ZEV credits as specified in this section subdivision C.4 if the manufacturer so designates.

7.4 ZEV Credits for Advanced Technology Demonstration Programs.

(a) *TZEVs.* In model years For 2009 through 2014 model years, ZEVs and Enhanced AT PZEVs, excluding NEVs, TZEVs placed in a California advanced technology demonstration program for a period of two or more years, may earn ZEV credits even if it is not "delivered for sale" or registered with the California Department of Motor Vehicles (DMV). To earn such credits, the manufacturer must demonstrate to the reasonable satisfaction of the Executive Officer that the vehicles will be regularly used in applications appropriate to evaluate issues related to safety, infrastructure, fuel specifications or public education, and that for 50 percent or more of the first two years of placement the vehicle will be operated in California. Such a vehicle is eligible to receive the same allowances and credits that it would have earned if placed in service. To determine vehicle credit, the model-year designation for a demonstration vehicle shall be consistent with the model-year designation for conventional vehicles placed in the same timeframe. Manufacturers may earn credit for as many as 25-vehicles per model, per ZEV state, per year under this section C.7.4. A manufacturer's vehicles in excess of the 25-vehicle cap will not be eligible for advanced technology demonstration program credits.

(b) *ZEVs.* In model years 2009 through 2017, ZEVs, including Type I.5x and IIx vehicles, excluding NEVs and Type 0 ZEVs, placed in a California advanced technology demonstration program for a period of two or more years, may earn ZEV credits even if it is not "delivered for sale" or registered with the California DMV. To earn such credits, the manufacturer must demonstrate to the reasonable satisfaction of the Executive Officer that the vehicles will be regularly used in applications appropriate to evaluate issues related to safety, infrastructure, fuel specifications or public education, and that for 50 percent or more of the first two years of placement the vehicle will be operated in California. Such a vehicle is eligible to receive the same allowances and credits that it would have earned if placed in service. To determine vehicle credit, the model year designation for a demonstration vehicle shall be consistent with the model year designation for conventional vehicles placed in the same timeframe. Manufacturers may earn credit for as many as 25 vehicles per model, per

ZEV state, per year under this subdivision C.7.4. A manufacturer's vehicles in excess of the 25-vehicle cap will not be eligible for advanced technology demonstration program credits.

7.5 ZEV Credits for Transportation Systems.

(a) *General.* In model years 2009 ~~and subsequent~~ through 2017, a ZEV placed, for two or more years, as part of a transportation system may earn additional ZEV credits, which may be used in the same manner as other credits earned by vehicles of that category, except as provided in subdivision C.4.5(e)(2) and as provided in section subdivision C.7.5(c) below. In model years 2009 through 2011, an ~~Enhanced AT PZEV~~ TZEV, AT PZEV or PZEV placed as part of a transportation system may earn additional ZEV credits, which may be used in the same manner as other credits earned by vehicles of that category, except as provided in ~~section~~ subdivision C.7.5(c) below. A NEV is not eligible to earn credit for transportation systems. To earn such credits, the manufacturer must demonstrate to the reasonable satisfaction of the Executive Officer that the vehicle will be used as a part of a project that uses an innovative transportation system as described in ~~section~~ subdivision C.7.5(b) below.

(b) *Credits Earned.* In order to earn additional credit under this section C.7.5, a project must at a minimum demonstrate [i] shared use of ZEVs Type I.5x and Type IIx vehicles, ~~Enhanced AT PZEVs~~ TZEV, AT PZEVs or PZEVs, and [ii] the application of "intelligent" new technologies such as reservation management, card systems, depot management, location management, charge billing and real-time wireless information systems. If, in addition to factors [i] and [ii] above, a project also features linkage to transit, the project may receive further additional credit. For ZEVs only, not including NEVs, a project that features linkage to transit, such as dedicated parking and charging facilities at transit stations, but does not demonstrate shared use or the application of intelligent new technologies, may also receive additional credit for linkage to transit. The maximum credit awarded per vehicle shall be determined by the Executive Officer, based upon an application submitted by the manufacturer and, if appropriate, the project manager. The maximum credit awarded shall not exceed the following:

<i>Type of Vehicle</i>	<i>Model Year</i>	<i>Shared Use, Intelligence</i>	<i>Linkage to Transit</i>
PZEV	through 2011	2	1
AT PZEV	through 2011	4	2
Enhanced AT PZEV	2009 through 2011	4	2
ZEV	2009 through 2011	6	3
Enhanced AT PZEV <u>TZEV</u>	2012 and subsequent <u>through 2017</u>	4 <u>0.5</u>	4 <u>0.5</u>
ZEV and Type I.5x and Type IIx vehicles	2012 and subsequent <u>through 2017</u>	2 <u>0.75</u>	4 <u>0.75</u>

(c) *Cap on Use of Credits.*

(1) ZEVs. Credits earned or allocated by ZEVs or Type I.5x and Type IIx vehicles pursuant to this ~~section~~subdivision C.7.5, not including all credits earned by the vehicle itself, may be used to satisfy up to one-tenth of a manufacturer's ZEV obligation in any given model year, and may be used to satisfy up to one-tenth of a manufacturer's ZEV obligation which must be met with ZEVs, as specified in ~~section~~subdivision C.2.2(d)(3).

(2) ~~Enhanced AT PZEVs~~TZEVs. Credits earned or allocated by ~~Enhanced AT PZEVs~~TZEVs pursuant to this ~~section~~subdivision C.7.5, not including all credits earned by the vehicle itself, may be used to satisfy up to one-tenth of a manufacturer's ZEV obligation in any given model year, but may only be used in the same manner as other credits earned by vehicles of that category.

(3) AT PZEVs. Credits earned or allocated by AT PZEVs pursuant to this ~~section~~subdivision C.7.5, not including all credits earned by the vehicle itself, may be used to satisfy up to one-twentieth of a manufacturer's ZEV obligation in any given model year, but may only be used in the same manner as other credits earned by vehicles of that category.

(4) PZEVs. Credits earned or allocated by PZEVs pursuant to this ~~section~~subdivision C.7.5, not including all credits earned by the vehicle itself, may be used to satisfy up to one-fiftieth of the manufacturer's ZEV obligation in any given model year, but may only be used in the same manner as other credits earned by vehicles of that category.

(d) *Allocation of Transportation System Credits*. Credits shall be assigned by the Executive Officer to the project manager or, in the absence of a separate project

manager, to the vehicle manufacturers upon demonstration that a vehicle has been placed in a project for the time specified in subdivision C.7.5(a). Credits shall be allocated to vehicle manufacturers by the Executive Officer in accordance with a recommendation submitted in writing by the project manager and signed by all manufacturers participating in the project, and need not be allocated in direct proportion to the number of vehicles placed. Credits will no longer be allocated for vehicles placed in transportation systems after 2017 model year.

7.6 Use of ZEV Credits. For model years 2009 through 2014, Aa manufacturer may meet the ZEV requirements in any given model year by submitting to the Executive Officer a commensurate amount of g/mi ZEV credits, consistent with sections subdivision C.2. For model years 2015 through 2017, a manufacturer may meet the ZEV requirements in any given model year by submitting to the Executive Officer a commensurate amount of ZEV credits, consistent with subdivision C.2. Credits in each of the categories may be used to meet the requirement for that category as well as the requirements for lesser credit earning ZEV categories, but shall not be used to meet the requirement for a greater credit earning ZEV category. For example, credits produced from Enhanced AT PZEVs ~~TZEVs~~ may be used to comply with AT PZEV requirements, but not with the portion that must be satisfied by ZEVs. These credits may be earned previously by the manufacturer or acquired from another party.

(a) *NEVs.* Credits earned from NEVs offered for sale or placed in service in model years 2001 through 2005 cannot be used to satisfy more than the percentage limits described in the following table:

Model Years	ZEV Obligation that:	Percent limit for NEVs allowed to meet each Obligation:
2009 – 2011	Must be met with ZEVs	50%
2009	May be met with AT PZEVs but not PZEVs	75%
2010 – 2011		50%
2009 – 2011	May be met with PZEVs	No Limit
2012 – 2014 2017	Must be met with ZEVs	0%
	May be met with Enhanced AT PZEVs <u>TZEVs</u> and AT PZEVs	50%
	May be met with PZEVs	No Limit

Additionally, credits earned from NEVs ~~offered for sale or~~ placed in service in model years 2006 through 2017 ~~or later~~ can be used to meet the percentage limits described

in the following table:

Model Years	ZEV Obligation that:	Percent Limit for NEVs allowed to meet each Obligation:
2009 - 2011	May be met through compliance with Primary Requirements	No Limit
	May be met through compliance with Alternative Requirements, and must be met with ZEVs	0%
	May be met through compliance Alternative Requirements, and may be met with AT PZEVs or PZEVs	No Limit
2012 – 2014 2017	Must be met with ZEVs	0%
	May be met with Enhanced AT PZEVs <u>ZEVs</u> , AT PZEVs, or PZEVs	No Limit

This limitation applies to credits earned by the same manufacturer or earned by another manufacturer and acquired.

(b) *Carry forward provisions for Large Volume Manufacturers for 2009-2011 Model Years.* ZEV Credits from ZEVs, excluding credits generated from NEVs generated from excess production in model years 2009 through 2011 model years and subsequent, including those acquired from another party, may be carried forward and applied to the ZEV minimum floor requirement specified in sections subdivisions C.2.2(b)(1)(B) and (d) for two subsequent model years. Beginning with the third subsequent model year, those earned ZEV credits may no longer be used to satisfy the manufacturer's percentage ZEV obligation that may only be satisfied by credits from ZEVs, but may be used to satisfy the manufacturer's percentage ZEV obligation that may be satisfied by credits from ~~Enhanced AT PZEVs~~ ZEVs, AT PZEVs, or PZEVs. For example, ZEV credit earned in 2010 would retain full flexibility through 2012, after which time that credit could only be used as ~~Enhanced AT PZEVs~~ ZEVs, AT PZEV, or PZEV credits.

(c) *Carry forward provisions for manufacturers other than Large Volume Manufacturers for 2009-2011 Model Years.* ZEV Credits generated from ZEVs, excluding credits generated from NEVs, from 2009 through 2011 and subsequent model year production by manufacturers that are not large volume manufacturers may be carried forward by the manufacturer producing the ZEV-credit until the manufacturer becomes subject to the large volume manufacturer requirements, after the transition period permitted in sections subdivision C.2.7(a). When subject to the large volume manufacturer requirements, a manufacturer must comply with the provisions of

~~sections~~subdivision C.7.6(b).

ZEV ~~c~~Credits traded by a manufacturer other than a large volume manufacturer to any other manufacturer, including a large volume manufacturer, are subject to ~~sections~~subdivision C.7.6(b), beginning in the model year in which they were produced (e.g., a 2009 model year ZEV credit traded in calendar year 2010 can only be applied towards the portion of the manufacturer's requirement that must be met with ZEVs through model year 2011; beginning in model year 2012, the credit can only be applied to the portion of the manufacturer's requirement that may be met with ~~Enhanced AT PZEVs~~TZEVs, AT PZEVs, or PZEVs).

(d) Type I.5x and Type IIx vehicles. Credits earned from Type I.5x and Type IIx vehicles offered for sale or placed in service may meet up to 50% of the portion of a manufacturer's requirement that must be met with credits from ZEVs.

7.7 Requirement to Make Up a ZEV Deficit.

(a) *General.* A manufacturer that produces and delivers for sale in California fewer ZEVs than required in a given model year shall make up the deficit by the end of the third model year by submitting to the Executive Officer a commensurate amount of g/mi ZEV credits generated by ZEVs, for model year 2009 through 2014, and the commensurate amount of credits generated by ZEVs for model year 2015 through 2017. The amount of ~~g/mi ZEV~~credits required to be submitted shall be calculated by [i] adding the number of credits from ZEVs produced and delivered for sale in California by the manufacturer for the model year to the number of ZEV allowances from partial ZEV allowance vehicles produced and delivered for sale in California by the manufacturer for the model year (for a large volume manufacturer, not to exceed that permitted under ~~sections~~subdivision C.2.1), [ii] subtracting that total from the number of ZEVs credits required to be produced and delivered for sale in California by the manufacturer for the model year, and, for model year 2009 through 2014 compliance, [iii] multiplying the resulting value by the fleet average requirements for PCs and LDT1s for the model year in which the deficit is incurred. Credits earned by delivery for sale of Type I.5x and Type IIx vehicles, TZEV, NEV, AT PZEV, and PZEV are not allowed to be used to fulfill a manufacturer's ZEV deficit; only credits from ZEVs may be used to fulfill a manufacturer's ZEV deficit.

7.8 Penalty for Failure to Meet ZEV Requirements. Any manufacturer that fails to produce and deliver for sale in California the required number of ZEVs and submit an appropriate amount of g/mi ZEV credits, for model years 2009 through 2014, and credits for model years 2015 through 2017, and does not make up ZEV deficits within the specified time allowed by ~~sections~~subdivision C.7.7(a) shall be subject to the Health and Safety Code section 43211 civil penalty applicable to a manufacturer that sells a new motor vehicle that does not meet the applicable emission standards adopted by the state board. The cause of action shall be deemed to accrue when the ZEV deficits are not balanced by the end of the specified time allowed by ~~sections~~subdivision C.7.7(a). For the purposes of Health and Safety Code section

43211, the number of vehicles not meeting the state board's standards shall be the number of vehicles not meeting the state board's standards shall be equal to the manufacturer's credit deficit, rounded to the nearest 1/1000th for model years 2009 through 2014 and rounded to the nearest 1/100th for model years 2015 through 2017, calculated according to the following equation, provided that the percentage of a large-volume manufacturer's ZEV requirement for a given model year that may be satisfied with PZEV allowance vehicles or credits from such vehicles may not exceed the percentages permitted under ~~sections~~ subdivision C.2.1(a):

For 2009 through 2014 model years:

~~(No. of ZEVs credits required to be produced and delivered for sale in California generated for the model year) – (No. of ZEVs produced and delivered for sale in California for the model year) – (No. of ZEV allowances from partial ZEV allowance vehicles produced and delivered for sale in California for the model year) – [(Amount of ZEV credits submitted for compliance for the model year) / (the fleet average requirement for PCs and LDT1s for the model year)]~~

For 2015 through 2017 model years:

(No. of credits required to be generated for the model year) – (Amount of credits submitted for compliance for the model year)

8. Severability. Each provision of these standards and test procedures is severable, and in the event that any provision of these standards and test procedures is held to be invalid, the remainder of the standards and test procedures remains in full force and effect.

9. Public Disclosure. Records in the Board's possession for the vehicles subject to the requirements of section C shall be subject to disclosure as public records as follows:

(a) Each manufacturer's annual production data and the corresponding credits per vehicle earned for ZEVs (including ZEV type), ~~Enhanced AT PZEVs~~ TZEVs, AT PZEVs, and PZEVs for the 2009 through 2017 and subsequent model years; and

(b) Each manufacturer's annual credit balances for 2010 through 2017 and subsequent years for:

- (1) Each type of vehicle: ZEVs (minus NEVs), Type I.5x, and Type IIx vehicles, NEVs, ~~Enhanced AT PZEVs~~ TZEVs, AT PZEVs, and PZEVs; and
- (2) Advanced technology demonstration programs; and
- (3) Transportation systems; and
- (4) Credits earned under section C.4.4(c), including credits acquired from, or transferred to another party.

A-2-C-25

D. Certification Requirements.

1. **Durability and Emission Testing Requirements.** All ZEVs, excluding Type I.5x and Type IIx vehicles, are exempt from all mileage and service accumulation, durability-data vehicle, and emission-data vehicle testing requirements.

2. **Information Requirements: Application for Certification.** Except as noted below, the Part I (40 CFR §86.1843-01(c)) certification application shall include the following:

- 2.1 Identification and description of the vehicle(s) covered by the application.
- 2.2 Identification of the vehicle weight category to which the vehicle is certifying: PC, LDT 0-3750 lbs. LVW, LDT 3751-5750 lbs. LVW, LDT 3751 lbs. LVW - 8500 lbs. GVW, or MDV (state test weight range), and the curb weight and gross vehicle weight rating of the vehicle.
- 2.3 Identification and description of the propulsion system for the vehicle.
- 2.4 Identification and description of the climate control system used on the vehicle.
- 2.5 Projected number of vehicles produced and delivered for sale in California, and projected California sales.
- 2.6 Identification of the energy usage in kilowatt-hours per mile from:
 - (a) the battery output (DC energy) (to be submitted with the Part II certification application (40 CFR §86.1843-01(d));
 - (b) the point when electricity is introduced from the electrical outlet (AC energy); and
 - (c) the operating range in miles of the vehicle when tested in accordance with the All-Electric Range Test set forth in section E, below. For off-vehicle charge capable hybrid electric vehicles certifying to section F, the manufacturer shall provide the energy usage in kilowatt hours per mile from the Urban Equivalent All-Electric Range and the Highway Equivalent All-Electric Range.
- 2.7 For those vehicles that use fuel-fired heaters, the manufacturer shall provide:
 - (a) a description of the control system logic of the fuel-fired heater, including an evaluation of the conditions under which the fuel-fired heater can be operated and an evaluation of the possible operational modes and conditions under which evaporative emissions can exist;

- (b) the exhaust emissions value per mile produced by the auxiliary fuel-fired heater operated between 68°F and 86°F; and
- (c) the test plan which describes the procedure used to determine the mass emissions of the fuel-fired heater.

2.8 All information necessary for proper and safe operation of the vehicle, including information on the safe handling of the battery system, emergency procedures to follow in the event of battery leakage or other malfunctions that may affect the safety of the vehicle operator or laboratory personnel.

2.9 Method for determining battery state-of-charge, battery charging capacity and recharging procedures, and any other relevant information as determined by the Executive Officer.

2.10 Battery specific energy data and calculations as specified in section E.4 of these procedures including the weight of the battery system and the three hour discharge rate (C/3) energy capacity.

2.11 Vehicle and battery break-in period, and the method used to determine them, as specified in sections E.2 and F.2 of these test procedures.

2.12 Labeling shall conform with the requirements specified in section 1965, title 13, CCR and the "California Environmental Performance Label Specifications for 2009 and Subsequent Model Year Passenger Cars, Light-Duty Trucks, and Medium-Duty Passenger Vehicles" (incorporated by reference therein).

2.13 For a ZEV, extended range HEV or PZEV that qualifies to receive one or more multipliers under sections C.3 - C.7, the manufacturer shall provide all information relevant to the vehicle's qualification for, and the estimated value of, the multiplier(s). The Executive Officer may request additional information needed to appropriately characterize the vehicle. Based on the submitted information and other relevant data, the Executive Officer shall assign to the vehicle the highest multiplier(s) for which the manufacturer has demonstrated the vehicle qualifies at that time.

2.14 When a manufacturer plans to require any scheduled maintenance for a PZEV before 150,000 miles, the manufacturer must submit information demonstrating the need for each scheduled maintenance item before 150,000 miles, including actual in-use data, engineering evaluation of the durability of the part, or other relevant information. The manufacturer may require such maintenance for a PZEV only upon the Executive Officer's determination, prior to certification, the manufacturer has demonstrated the need for the scheduled maintenance; this determination may not unreasonably be denied.

2.15 For off-vehicle charge capable hybrid electric vehicles certifying to section F, the manufacturer shall provide the Urban Charge Depleting Cycle Range, the Urban Charge Depleting Actual Range, the Charge Depleting to Charge Sustaining Urban

Range, the Highway Charge Depleting Cycle Range, the Highway Charge Depleting Actual Range, the Charge Depleting to Charge Sustaining Highway Range, the Urban Equivalent All-Electric Range, the Highway Equivalent All-Electric Range, the Urban Electric Range Fraction, and the Highway Electric Range Fraction.

3. ZEV Reporting Requirements. In order to verify the status of each manufacturer's compliance with the ZEV requirements for a given calendar year, each manufacturer shall submit a report to the Executive Officer at least annually, by May 1 of the calendar year following the close of the model year, that identifies the necessary delivery and placement data of all vehicles generating ZEV credits or allowances, and all transfers and acquisitions of ZEV credits. The manufacturer may update the report by September 1 to cover activities occurring between April 1 and June 30. If a manufacturer updates their annual California production numbers in their ZEV report, the annual NMOG production must also be updated.

E. Determination of NEV Acceleration, Top Speed, and Constant Speed Range

The acceleration and constant speed range for a NEV shall be determined as specified in “Implementation of SAE Standard J1666 May 93: Electric Vehicle Acceleration, Gradeability, and Deceleration Test Procedure,” ETA-NTP002 Revision 3, February 1, 2008, and “Electric Vehicle Constant Speed Range Tests,” ETA-NTP004 Revision 3, February 1, 2008.

EF. Test Procedures for 2012 and Subsequent Model Zero-Emission Vehicles (including Fuel Cell Vehicles and Hybrid Fuel Cell Vehicles) and All 2012 and Subsequent Model Hybrid-Electric Vehicles, Except Off-Vehicle Charge Capable Hybrid Electric Vehicles.

The “as adopted or amended dates” of the 40 CFR Part 86 regulations referenced by this document are the dates identified in the “California Exhaust Emission Standards and Test Procedures for 2001 and Subsequent Model Passenger Cars, Light-Duty Trucks and Medium-Duty Vehicles.” Unless otherwise noted, these requirements shall apply to all ZEVs (including fuel cell vehicles and hybrid fuel cell vehicles) and all HEVs, except off-vehicle charge capable HEVs. A manufacturer may elect to certify a 2009, 2010, or 2011 model-year zero-emission vehicle or hybrid electric vehicle, except an off-vehicle charge capable hybrid electric vehicle, using this section E.

1. Electric Dynamometer. All ZEVs and HEVs must be tested using a 48-inch single roll electric dynamometer meeting the requirements of 40 CFR Subpart B, §86.108-00(b)(2) [October 22, 1996].

2. Vehicle and Battery Break-In Period. A manufacturer shall use good engineering judgment in determining the proper stabilized emissions mileage test point and report same according to the requirements of section D.2.11 above.

3. All-Electric Range Test for Zero-Emission Vehicles (including Fuel Cell Vehicles and Hybrid Fuel Cell Vehicles). All 2012 and subsequent ZEVs shall be subject to the All-Electric Range Test specified below for the purpose of determining the energy efficiency and operating range of the ZEV.

3.1 Determination of Urban All-Electric Range for Zero-Emission Vehicles.

3.1.1 Determination of Urban All-Electric Range for Battery Electric Vehicles.

(a) **Cold soak.** The vehicle shall be stored at an ambient temperature not less than 68°F (20°C) and not more than 86°F (30°C) for 12 to 36 hours. During this time, the vehicle’s battery shall be charged to a full state-of-charge. Charge time shall not exceed soak time.

(b) At the end of the cold soak period, the vehicle shall be placed or pushed, onto a dynamometer and operated through successive Urban Dynamometer Driving Schedules (UDDS), 40 CFR, Part 86, Appendix I [July 13, 2005], which is incorporated herein by reference. A 10-minute soak shall follow each UDDS.

(c) For vehicles with a maximum speed greater than or equal to the maximum speed on the UDDS, this test sequence shall be repeated until the vehicle is no longer able to maintain either the speed or time tolerances in 40 CFR §86.115-00 (b)(1) and (2) [October 22, 1996], or the manufacturer determines that the test should be terminated for safety reasons, e.g. excessively high battery temperature, abnormally low battery voltage, etc.

(d) For vehicles with a maximum speed less than the maximum speed on the UDDS, the vehicle shall be operated at maximum available power (or full throttle) when the vehicle cannot achieve the speed trace within the speed and time tolerances specified in 40 CFR §86.115-00(b)(1) and (2) [October 22, 1996]. The test shall be terminated when the vehicle speed when operated at maximum available power (or full throttle) falls below 95 percent of the maximum speed initially achieved on the UDDS or when the battery state-of-charge is depleted to the lowest level allowed by the manufacturer, or the manufacturer determines that the test should be terminated for safety reasons, e.g. excessively high battery temperature, abnormally low battery voltage, etc., whichever occurs first.

3.1.2 Determination of Urban All-Electric Range for Fuel Cell Vehicles and Hybrid Fuel Cell Vehicles.

(a) The urban all-electric range for a fuel cell vehicle and a hybrid fuel cell vehicle shall be determined in accordance with SAE J2572. As an option, a manufacturer may elect to determine the urban all-electric range for a fuel cell vehicle or a hybrid fuel cell vehicle in accordance with section ~~EE~~.3.1.1 above.

3.2 Determination of Highway All-Electric Range for Zero-Emission Vehicles and Range for Fuel Cell Vehicles and Hybrid Fuel Cell Vehicles.

3.2.1 Determination of Highway All-Electric Range for Battery Electric Vehicles.

(a) **Cold soak.** The vehicle shall be stored at an ambient temperature not less than 68°F (20°C) and not more than 86°F (30°C) for 12 to 36 hours. During this time, the vehicle's battery shall be charged to a full state-of-charge. Charge time shall not exceed soak time.

(b) At the end of the cold soak period, the vehicle shall be either placed or pushed onto a dynamometer and operated through Continuous Highway Test Schedules of the Highway Fuel Economy Driving Schedule (HFEDS).

(c) For vehicles with a maximum speed greater than or equal to the maximum speed on the HFEDS, this test sequence shall be repeated until the vehicle is no longer able to maintain either the speed or time tolerances in 40 CFR §86.115-00 (b)(1) and (2) [October 22, 1996], or the manufacturer determines that the test should be

terminated for safety reasons, e.g. excessively high battery temperature, abnormally low battery voltage, etc.

(d) For vehicles with a maximum speed less than the maximum speed on the HFEDS, the vehicle shall be operated at maximum available power (or full throttle) when the vehicle cannot achieve the speed trace within the speed and time tolerances specified in 40 CFR §86.115-00(b)(1) and (2) [October 22, 1996]. The test shall be terminated when the vehicle speed when operated at maximum available power (or full throttle) falls below 95 percent of the maximum speed initially achieved on the HFEDS or when the battery state-of-charge is depleted to the lowest level allowed by the manufacturer, or the manufacturer determines that the test should be terminated for safety reasons, e.g. excessively high battery temperature, abnormally low battery voltage, etc., whichever occurs first.

(e) NEVs are exempt from the all-electric range highway test.

3.2.2 Determination of Highway All-Electric Range for Fuel Cell Vehicles and Hybrid Fuel Cell Vehicles.

(a) The highway all-electric range for a fuel cell vehicle and a hybrid fuel cell vehicle shall be determined in accordance with SAE J2572. As an option, a manufacturer may elect to determine the highway all-electric range for a fuel cell vehicle or a hybrid fuel cell vehicle in accordance with section EE.3.2.1 above.

3.3 Recording requirements.

For all battery electric vehicles and hybrid electric vehicles, except off-vehicle charge capable hybrid electric vehicles: Once the vehicle is no longer able to maintain the speed and time requirements specified in EE.3.1 or EE.3.2 above, the vehicle shall be brought to an immediate stop and the following data shall be recorded:

- (a) mileage accumulated during the All-Electric Range Test;
- (b) Net DC energy from the battery that was expended during the All-Electric Range Test (may be reported as the total DC battery energy output and the total DC battery energy input during the All-Electric Range Test);
- (c) AC energy required to fully charge the battery after the All-Electric Range Test from the point where electricity is introduced from the electric outlet to the battery charger;
- (d) DC energy required to fully charge the battery after the All-Electric Range Test from the point where electricity is introduced from the battery charger to the battery; and
- (e) Measured AC and DC watt hours and amp hours shall be reported to the nearest hundredths of a kilowatt hour and tenths of an amp hour.

Battery charging shall begin within 1 hour after terminating the All-Electric Range Test.

3.4 Regenerative braking. Regenerative braking systems may be utilized during the range test. The braking level, if adjustable, shall be set according to the manufacturer's specifications for normal driving conditions prior to the commencement of the test. The driving schedule speed and time tolerances specified in EE.3.1 or EE.3.2 shall not be exceeded due to the operation of the regenerative braking system.

3.5 Measurement Accuracy. For battery electric vehicles, the overall error in voltage and current recording instruments shall be NIST traceable and accurate to $\pm 1\%$ of the maximum value of the variable (AC/DC volts and amps) being measured. Suggested equipment: amp meter/power meter capable of sampling voltage and current. Voltage and current shall be sampled at a minimum rate of 20 hz.

3.6 Watt Hour Calculation for Battery Electric Vehicles.

DC energy (watt-hours) shall be calculated as follows

$$\text{DC energy} = \int v(t) * i(t) dt$$

Where v = vehicle DC main battery pack voltage
 i = vehicle DC main battery pack current

AC energy (in watt-hours) shall be calculated as follows

$$\text{AC energy} = \int v(t) * i(t) dt \text{ in watt-hours}$$

Where v = AC instantaneous voltage
 i = AC instantaneous current

3.7 Charger Requirements for Battery Electric Vehicles.

The standard charging apparatus (or equivalent) normally furnished with or specified for the vehicle shall be used for charging during vehicle testing.

4. Determination of Battery Specific Energy for ZEVs.

Determine the specific energy of batteries used to power a ZEV in accordance with the U.S. Advanced Battery Consortium's Electric Vehicle Battery Procedure Manual (January 1996), Procedure No. 2, "Constant Current Discharge Test Series," using the C/3 rate. The weight calculation must reflect a completely functional battery system as defined in the Appendix of the Manual, including pack(s), required support ancillaries (e.g., thermal management), and electronic controller.

5. Determination of the Emissions of the Fuel-fired Heater for Vehicles Other Than ZEVs.

The exhaust emissions result of the fuel-fired heater shall be determined by operating at a maximum heating capacity with a cold start between 68°F and 86°F for a period of 20 minutes and dividing the grams of emissions by 20. The resulting grams per minute shall be multiplied by 3.0 minutes per mile to obtain a grams per mile value.

6. Urban Emission Test Provisions for All Hybrid Electric Vehicles, Except Hybrid Fuel Cell Vehicles and Off-Vehicle Charge Capable Hybrid Electric Vehicles.

Alternative procedures may be used if shown to yield equivalent results and if approved in advance by the Executive Officer of the Air Resources Board.

6.1 Vehicle Preconditioning.

To be conducted pursuant to the "California Evaporative Emission Standards and Test Procedures for 2001 and Subsequent Model Motor Vehicles" with the following supplemental requirements:

6.1.1 For hybrid electric vehicles that do not allow manual activation of the auxiliary power unit, battery state-of-charge shall be set at a level that causes the hybrid electric vehicle to operate the auxiliary power unit for the maximum possible cumulative amount of time during the preconditioning drive.

6.1.2 For hybrid electric vehicles that allow manual activation of the auxiliary power unit, battery state-of-charge shall be set at a level that satisfies one of the following conditions:

(i) If the hybrid electric vehicle is charge-sustaining over the UDDS, battery state-of-charge shall be set at the lowest level allowed by the manufacturer.

(ii) If the hybrid electric vehicle is charge-depleting over the UDDS, battery state-of-charge shall be set at the level recommended by the manufacturer for activating the auxiliary power unit when operating in urban driving conditions.

6.1.3 After setting battery state-of-charge, the hybrid electric vehicle shall be pushed or towed to a work area for the initial fuel drain and fill according to section III.D.1.4. of the "California Evaporative Emission Standards and Test Procedures for 2001 and Subsequent Model Motor Vehicles."

6.1.4 Following the initial fuel drain and fill, the vehicle shall complete an initial soak period of a minimum of 6 hours. After completing the soak period, the vehicle shall be pushed or towed into position on a dynamometer and preconditioned. If the auxiliary power unit is capable of being manually

activated, the auxiliary power unit shall be manually activated at the beginning of and operated throughout the preconditioning drive.

6.1.5 Within five minutes of completing preconditioning drive, battery state-of-charge shall be set at a level that satisfies one of the following conditions:

(i) If the hybrid electric vehicle does not allow manual activation of the auxiliary power unit and is charge-sustaining over the UDDS, then set battery state-of-charge to a level such that the SOC criterion in section FG.10 would be satisfied for the dynamometer procedure (section EF.6.2 of these procedures). If off-vehicle charging is required to increase battery state-of-charge for proper setting, off-vehicle charging shall occur during the second soak period of 12 to 36 hours.

(ii) If the hybrid electric vehicle does not allow manual activation of the auxiliary power unit and is charge-depleting over the UDDS, then no battery state-of-charge adjustment is permissible.

(iii) If the hybrid electric vehicle does allow manual activation of the auxiliary power unit, then set battery state-of-charge to manufacturer recommended level for activating the auxiliary power unit when the hybrid electric vehicle is operating in urban driving conditions.

6.2 Urban Dynamometer Procedure for All Hybrid Electric Vehicles, Except Hybrid Fuel Cell Vehicles and Off-Vehicle Charge Capable Hybrid Electric Vehicles.

To be conducted pursuant to 40 CFR §86.135-00 [October 22, 1996] with the following revisions. References to §86.110-94 shall mean §86.110-94 as last amended June 30, 1995.

6.2.1 Amend subparagraph (a).

Overview. The dynamometer run shall consist of two tests, a “cold” start test, after a second fuel drain and fill and a 12 to 36 hour soak period performed pursuant to the provisions of the “California Evaporative Emission Standards and Test Procedures for 2001 and Subsequent Model Motor Vehicles” and a “hot” start test following the “cold” start test by 10 minutes. Vehicle startup (with all accessories turned off), operation over the UDDS and vehicle shutdown make a complete cold start test. Vehicle startup and operation over the UDDS and vehicle shutdown make a complete hot start test.

For all UDDS tests, the exhaust emissions are diluted with ambient air in the dilution tunnel as shown in Figure B94-5 and Figure B94-6

(§86.110-94). As an alternative, the bag mini-diluter may be used in-lieu of the constant volume sampling (CVS) method for exhaust emission measurement as described below. A dilution tunnel is not required for testing vehicles waived from the requirement to measure particulates. Four particulate samples are collected on filters for weighing; the first sample plus backup is collected during the cold start test (including shutdown); the second sample plus backup is collected during the hot start test (including shutdown). Part 1065 of the CFR may be used as an optional particulate sampling method. Continuous proportional samples of gaseous emissions are collected for analysis during each test. For hybrid electric vehicles with Otto-cycle auxiliary power units, the composite samples collected in bags are analyzed for THC, CO, CO₂, CH₄ and NO_x. For hybrid electric vehicles that are not “off-vehicle charge capable,” and are equipped with petroleum-fueled diesel-cycle auxiliary power units (optional for natural gas-fueled, liquefied petroleum gas-fueled, and alcohol-fueled diesel-cycle vehicles), THC is sampled and analyzed continuously pursuant to the provisions of §86.110-94. Parallel samples of the dilution air are similarly analyzed for THC, CO, CO₂, CH₄ and NO_x. For hybrid electric vehicles with natural gas-fueled, liquefied petroleum gas-fueled, and alcohol-fueled auxiliary power units, bag samples are collected and analyzed for THC (if not sampled continuously), CO, CO₂, CH₄ and NO_x. For hybrid electric vehicles with alcohol-fueled auxiliary power units, alcohol and formaldehyde samples are taken for both exhaust emissions and dilution air (a single dilution air formaldehyde sample, covering the total test period may be collected). Parallel bag samples of dilution air are analyzed for THC, CO, CO₂, CH₄ and NO_x.

6.2.2 Subparagraphs (b) through (c). [No change.]

6.2.3 Subparagraph (d). [No change.]

6.2.4 Subparagraphs (e) through (g). [No change.]

6.2.5 Amend subparagraph (h): The driving distance, as measured by counting the number of dynamometer roll or shaft revolutions, shall be determined for the cold start test and hot start test. The revolutions shall be measured on the same roll or shaft used for measuring the vehicle's speed.

6.2.6 Subparagraph (i). [No change.]

6.3 Urban Dynamometer Test Run, Gaseous and Particulate Emissions for All Hybrid Electric Vehicles, Except Hybrid Fuel Cell Vehicles and Off-Vehicle Charge Capable Hybrid Electric Vehicles.

To be conducted pursuant to 40 CFR §86.137-96 [March 24, 1993] with the following revisions:

6.3.1 Amend subparagraph (a): *General*. The dynamometer run shall consist of two tests, a “cold” start test, after a second fuel drain and fill and a 12 to 36 hour soak period performed pursuant to the provisions of the “California Evaporative Emission Standards and Test Procedures for 2001 and Subsequent Model Motor Vehicles” and a “hot” start test following the cold start test by 10 minutes. The complete dynamometer test consists of a cold start drive of 7.5 miles (12.1 km) and a hot start drive of 7.5 miles (12.1 km). The vehicle shall be stored prior to the emission test in such a manner that precipitation (e.g., rain or dew) does not occur on the vehicle. The vehicle is allowed to stand on the dynamometer during the 10 minute time period between each test.

6.3.2 Amend subparagraph (b) as follows.

6.3.2.1 Amend subparagraph (b)(9): Start the gas flow measuring device, position the sample selector valves to direct the sample flow into the exhaust sample bag, the alcohol exhaust sample, the formaldehyde exhaust sample, the dilution air sample bag, the alcohol dilution air sample and the formaldehyde dilution air sample (turn on the petroleum-fueled diesel-cycle THC analyzer system integrator, mark the recorder chart, start particulate sample pump No. 1, and record both gas meter or flow measurement instrument readings, if applicable), and turn the key on. If the auxiliary power unit is capable of being manually activated, the auxiliary power unit shall be activated at the beginning of and operated throughout the UDDS.

6.3.2.2 Delete subparagraph (b)(13).

6.3.2.3 Amend subparagraph (b)(14): Turn the vehicle off 2 seconds after the end of the last deceleration (at 1,369 seconds).

6.3.2.4 Amend subparagraph (b)(15): Five seconds after the vehicle is shutdown, simultaneously turn off gas flow measuring device No. 1 and if applicable, turn off the hydrocarbon integrator No. 1, mark the hydrocarbon recorder chart, turn off the No. 1 particulate sample pump and close the valves isolating particulate filter No. 1, and position the sample selector valves to the “standby” position. Record the measured roll or shaft revolutions (both gas meter or flow measurement instrumentation readings), and reset the counter. As soon as possible, transfer the exhaust and dilution air samples to the analytical system and

process the samples pursuant to §86.140, obtaining a stabilized reading of the exhaust bag sample on all analyzers within 20 minutes of the end of the sample collection phase of the test. Obtain alcohol and formaldehyde sample analyses, if applicable, within 24 hours of the end of the sample period. (If it is not possible to perform analysis on the alcohol and formaldehyde samples within 24 hours, the samples should be stored in a dark cold (4°C to 10°C) environment until analysis. The samples should be analyzed within fourteen days.) If applicable, carefully remove both pairs of particulate sample filters from their respective holders, and place each in a separate petri dish, and cover.

6.3.2.5 Amend subparagraph (b)(18): Repeat the steps in paragraphs (b)(2) through (b)(17) of this section for the hot start test. The step in paragraph (b)(9) of this section shall begin between 9 and 11 minutes after the end of the sample period for the cold start test.

6.3.2.6 Delete subparagraph (b)(19).

6.3.2.7 Delete subparagraph (b)(20).

6.3.2.8 Amend subparagraph (b)(21): As soon as possible, and in no case longer than one hour after the end of the hot start phase of the test, transfer the four particulate filters to the weighing chamber for post-test conditioning, if applicable. For hybrid electric vehicles that do not allow manual activation of the auxiliary power unit and are charge-sustaining over the UDDS, a valid test shall satisfy the SOC criterion in section FG.10.

6.3.2.9 Amend subparagraph (b)(24): Vehicles to be tested for evaporative emissions will proceed pursuant to the "California Evaporative Emission Standards and Test Procedures for 2001 and Subsequent Model Motor Vehicles."

6.4 Calculations - Exhaust Emissions for All Hybrid Electric Vehicles, Except Hybrid Fuel Cell Vehicles and Off-Vehicle Charge Capable Hybrid Electric Vehicles.

To be conducted pursuant to 40 CFR §86.144-94 [July 13, 2005] with the following revisions:

6.4.1 Amend subparagraph (a): For light-duty vehicles and light duty trucks:

$$Y_{wm} = 0.43 * \left(\frac{Y_c}{D_c} \right) + 0.57 * \left(\frac{Y_h}{D_h} \right)$$

A-2-F-9

Where:

(1) Y_{wm} = Weighted mass emissions of each pollutant, i.e., THC, CO, THCE, NMOG, NMHCE, CH₄, NO_x, or CO₂, in grams per vehicle mile.

(2) Y_c = Mass emissions as calculated from the cold start test, in grams per test.

(3) Y_h = Mass emissions as calculated from the hot start test, in grams per test.

(4) D_c = The measured driving distance from the cold start test, in miles.

(5) D_h = The measured driving distance from the hot start test, in miles.

6.4.2 Subparagraphs (b) through (e). [No change.]

6.5 Calculations - Particulate Emissions for All Hybrid Electric Vehicles, Except Hybrid Fuel Cell Vehicles and Off-Vehicle Charge Capable Hybrid Electric Vehicles.

To be conducted pursuant to 40 CFR §86.145-82 [November 2, 1982] with the following revisions. References to §86.110-94 shall mean §86.110-94 as last amended June 30, 1995.

6.5.1 Amend subparagraph (a): The final reported test results for the mass particulate (M_p) in grams/mile shall be computed as follows:

$$M_p = 0.43 * \left(\frac{M_{pc}}{D_c} \right) + 0.57 * \left(\frac{M_{ph}}{D_h} \right)$$

Where:

(1) M_{pc} = Mass of particulate determined from the cold start test, in grams per vehicle mile. (See §86.110-94 for determination.)

(2) M_{ph} = Mass of particulate determined from the hot start test, in grams per vehicle mile. (See §86.110-94 for determination.)

(3) D_c = The measured driving distance from the cold start test, in miles.

(4) D_h = The measured driving distance from the hot start test, in miles.

6.5.2 Subparagraph (b). [No change.]

7. Highway Emission Test Provisions for All Hybrid Electric Vehicles, Except Hybrid Fuel Cell Vehicles and Off-Vehicle Charge Capable Hybrid Electric Vehicles.

To be conducted pursuant to 40 CFR §600.111-08 [December 27, 2006] with the following revisions.

7.1 Subparagraph (a). [not applicable - delete]

7.2 Amend subparagraph (b) as follows:

7.2.1 Amend subparagraph (b)(2): The highway fuel economy test is designated to simulate non-metropolitan driving with an average speed of 48.6 mph and a maximum speed of 60 mph. The cycle is 10.2 miles long with 0.2 stop per mile and consists of warmed-up vehicle operation on a chassis dynamometer through a specified driving cycle. A proportional part of the diluted exhaust emission is collected continuously for subsequent analysis of THC, CO, CO₂, and NO_x using a constant volume (variable dilution) sampler. Diesel dilute exhaust is continuously analyzed for hydrocarbons using a heated sample line and analyzer. Alcohol and formaldehyde samples are collected and individually analyzed for alcohol-fueled vehicles.

7.2.2 Amend subparagraph (b)(7)(i): The dynamometer procedure shall consist of two cycles of the Highway Fuel Economy Driving Schedule (§600.109(b)) separated by 15 seconds of idle. The first cycle of the Highway Fuel Economy Driving Schedule is driven to precondition the test vehicle and the second is driven for the fuel economy measurement.

7.2.3 Amend subparagraph (b)(7)(iii): Only one exhaust sample and one background sample shall be collected and analyzed for THC (except diesel hydrocarbons which are analyzed continuously), CO, CO₂, and NO_x. Alcohol and formaldehyde samples (exhaust and dilution air) are collected and analyzed for alcohol-fueled vehicles.

7.2.4 Add subparagraph(b)(7)(v): For hybrid electric vehicles that do not allow manual activation of the auxiliary power unit, battery state-of-charge shall be set at a level that causes the hybrid electric vehicle to operate the auxiliary power unit for the maximum possible cumulative amount of time during the HFEDS preconditioning cycle. For hybrid electric vehicles that allow manual activation of the auxiliary power unit, battery state-of-charge shall be set at a level that satisfies one of the following conditions:

(i) If the hybrid electric vehicle is charge-sustaining over the HFEDS, battery state-of-charge shall be set at the lowest level allowed by the manufacturer.

(ii) If the hybrid electric vehicle is charge-depleting over the HFEDs, battery state-of-charge shall be set at the level recommended by the manufacturer for activating the auxiliary power unit when operating in highway driving conditions.

7.2.5 Amend subparagraph (b)(9)(v): Operate the vehicle over one HFEDS preconditioning cycle according to the dynamometer driving schedule specified in §600.109-08(b) [December 27, 2006]. If the auxiliary power unit is capable of being manually activated, the auxiliary power unit shall be manually activated at the beginning of and operated throughout the HFEDS preconditioning cycle.

7.2.6 Amend subparagraph (b)(9)(vi): When the vehicle reaches zero speed at the end of the HFEDS preconditioning cycle, the driver has 17 seconds to prepare for the HFEDS emission measurement cycle of the test. Reset and enable the roll revolution counter. During the idle period, one of the following conditions shall apply:

(i) For hybrid electric vehicles that do not allow the auxiliary power unit to be manually activated and are charge-sustaining over the HFEDS, the vehicle shall be momentarily turned off for 5 seconds and turned back on during the idle period. The battery state-of-charge shall be recorded after the hybrid electric vehicle has fully turned on.

(ii) For hybrid electric vehicles that do not allow the auxiliary power unit to be manually activated and are charge-depleting over the HFEDS, the vehicle shall remain turned on during the idle period.

(iii) For hybrid electric vehicles that allow the auxiliary power unit to be manually activated, the vehicle shall remain turned on with the auxiliary power unit operating during the idle period.

7.2.7 Add subparagraph (b)(9)(viii): At the conclusion of the HFEDS emission test, one of the following conditions shall apply:

(i) For hybrid electric vehicles that do not allow the auxiliary power unit to be manually activated and are charge-sustaining over the HFEDS, record the battery state-of-charge to determine if the SOC criterion in section F.10 is satisfied. If the SOC criterion is not satisfied, then repeat dynamometer test run from subparagraph (b)(9)(vi) and (b)(9)(vii). A total of three highway emission tests shall be allowed to satisfy the SOC criterion.

(ii) For hybrid electric vehicles that do not allow the auxiliary power unit to be manually activated and are charge-depleting over the HFEDS, the emission test is completed.

(iii) For hybrid electric vehicles that allow the auxiliary power unit to be manually activated, the emission test is completed.

7.2.8 Delete subparagraph (b)(10).

7.3 Delete subparagraphs (c) through (e).

8. SFTP Emission Test Provisions for All Hybrid Electric Vehicles, Except Hybrid Fuel Cell Vehicles and Off-Vehicle Charge Capable Hybrid Electric Vehicles.

8.1 US06 Vehicle Preconditioning

To be conducted pursuant to 40 CFR §86.132-00 [October 22, 1996] with the following revisions.

8.1.1 Subparagraphs (a) through (m). [No change.]

8.1.2 Amend subparagraph (n): Aggressive Driving Test (US06) Preconditioning.

8.1.2.1 Amend subparagraph (1) as follows: If the US06 test follows the exhaust emission urban, highway, or evaporative testing, the refueling step may be deleted and the vehicle may be preconditioned using the fuel remaining in the tank (see paragraph (c)(2)(ii) of this section). The test vehicle may be pushed or driven onto the test dynamometer. For vehicles that allow manual activation of the auxiliary power unit, battery state-of-charge shall be set at according to the following conditions:

If the hybrid electric vehicle is charge-sustaining over the US06, battery state-of-charge shall be set at the lowest level allowed by the manufacturer. The auxiliary power unit shall be manually activated at the beginning of and operated throughout the US06 preconditioning cycle.

If the hybrid electric vehicle is charge-depleting over the US06, battery state-of-charge shall be set at the level recommended by the manufacturer for activating the auxiliary power unit when operating in highway driving conditions. The auxiliary power unit shall be manually activated at the beginning of and operated throughout the US06 preconditioning cycle.

8.1.2.1.1 Subparagraphs (i) through (iv). [No change.]

8.1.2.2 Subparagraph (2). [No change.]

8.1.3 Subparagraph (o). [No change.]

8.2 US06 Emission Test.

To be conducted pursuant to 40 CFR §86.159-08 [December 27, 2006] with the following revisions.

8.2.1 Amend subparagraph (a): *Overview*. The dynamometer operation consists of a single, 600 second test on the US06 driving schedule, as described in appendix I, paragraph (g), of this part. The hybrid electric vehicle is preconditioned in accordance with §86.132-00, to bring it to a warmed-up stabilized condition. This preconditioning is followed by a 1 to 2 minute idle period that proceeds directly into the US06 driving schedule during which continuous proportional samples of gaseous emissions are collected for analysis. If engine stalling should occur during testing, follow the provisions of §86.136-90 (engine starting and restarting). For hybrid electric vehicles with Otto-cycle auxiliary power units, the composite samples collected in bags are analyzed for THC, CO, CO₂, CH₄ and NO_x. For hybrid electric vehicles with diesel-cycle auxiliary power units, THC is sampled and analyzed continuously according to the provisions of §86.110. Parallel bag samples of dilution air are analyzed for THC, CO, CO₂, CH₄ and NO_x. The US06 cycle after the preconditioning cycle shall be used to calculate emissions and shall meet the state-of-charge net tolerances as calculated in section ~~EF~~.9.

8.2.2 Amend subparagraph (b) as follows.

8.2.2.1 Amend subparagraph (b)(2): Position the test vehicle on the dynamometer and restrain.

8.2.3 Subparagraph (c). [No change.]

8.2.4 Amend subparagraph (d): Practice runs over the prescribed driving schedule may be performed at test point to permit sampling system adjustment.

8.2.5 Subparagraph (e). [No change.]

8.2.6 Amend subparagraph (f) as follows.

8.2.6.1 Amend subparagraph (f)(2)(i): Immediately after completion of the US06 preconditioning cycle, idle the vehicle. The idle period is not to be less than one minute or not greater than two minutes. During the idle period, one of the following conditions shall apply:

(i) For hybrid electric vehicles that do not allow the auxiliary power unit to be manually activated and are charge-sustaining over the US06, the vehicle shall be momentarily turned off for 5 seconds and turned back on during the idle period. The battery state-of-charge shall be recorded after the hybrid electric vehicle has fully turned on.

(ii) For hybrid electric vehicles that do not allow the auxiliary power unit to be manually activated and are charge-depleting over the US06, the vehicle shall remain turned on during the idle period.

(iii) For hybrid electric vehicles that allow the auxiliary power unit to be manually activated, the vehicle shall remain turned on with the auxiliary power unit operating during the idle period.

8.2.6.2 Amend subparagraph (f)(2)(ix): At the conclusion of the US06 emission test, one of the following conditions shall apply:

(i) For hybrid electric vehicles that do not allow manual activation of the auxiliary power unit and are charge-sustaining over the US06, record the battery state-of-charge to determine if the SOC criterion in section F.10 is satisfied. If the SOC criterion is not satisfied, then repeat dynamometer test run from subparagraph (f)(2)(i) without the preconditioning cycle. A total of three US06 emission tests shall be allowed to satisfy the SOC criterion.

(ii) For hybrid electric vehicles that do not allow the auxiliary power unit to be manually activated and are charge-depleting over the US06, turn off vehicle 2 seconds after the end of the last deceleration.

(iii) For hybrid electric vehicles that allow the auxiliary power unit to be manually activated, turn off vehicle 2 seconds after the end of the last deceleration.

8.3 SC03 Vehicle Preconditioning.

To be conducted pursuant to 40 CFR §86.132-00 [October 22, 1996] with the following revisions.

8.3.1 Subparagraphs (a) through (n). [No change.]

8.3.2 Amend subparagraph (o): *Air Conditioning Test (SC03) Preconditioning.*

8.3.2.1 Amend subparagraph (1) as follows: If the SC03 test follows the exhaust emission FTP or evaporative testing, the refueling step may be deleted and the vehicle may be preconditioned using the fuel

remaining in the tank (see paragraph (c)(2)(ii) of this section). The test vehicle may be pushed or driven onto the test dynamometer. For hybrid electric vehicles that allow manual activation of the auxiliary power unit, battery state-of-charge shall be set at a level that satisfies one of the following conditions:

If the hybrid electric vehicle is charge-sustaining over the SC03, battery state-of-charge shall be set at the lowest level allowed by the manufacturer. The auxiliary power unit shall be manually activated at the beginning of and operated throughout the SC03 preconditioning cycle.

If the hybrid electric vehicle is charge-depleting over the SC03, battery state-of-charge shall be set at the level recommended by the manufacturer for activating the auxiliary power unit when operating in highway driving conditions. The auxiliary power unit shall be manually activated at the beginning of and operated throughout the SC03 preconditioning cycle.

8.3.2.1.1 Subparagraphs (i) and (ii). [No change.]

8.3.2.2 Subparagraphs (2) through (3). [No change.]

8.4 SC03 Emission Test.

To be conducted pursuant to 40 CFR §86.160-00 [December 8, 2005] with the following revisions.

8.4.1 Amend subparagraph (a): *Overview*. The dynamometer operation consists of a single, 594 second test on the SC03 driving schedule, as described in appendix I, paragraph (h), of this part. The hybrid electric vehicle is preconditioned in accordance with §86.132-00 of this subpart, to bring the vehicle to a warmed-up stabilized condition. This preconditioning is followed by a 10 minute vehicle soak (vehicle turned off) that proceeds directly into the SC03 driving schedule, during which continuous proportional samples of gaseous emissions are collected for analysis. The entire test, including the SC03 preconditioning cycle, vehicle soak, and SC03 emission test, is either conducted in an environmental test facility or under test conditions that simulate testing in an environmental test cell (see §86.162-00 (a) for a discussion of simulation procedure approvals). The environmental test facility must be capable of providing the following nominal ambient test conditions of: 95°F air temperature, 100 grains of water/pound of dry air (approximately 40 percent relative humidity), a solar heat load intensity of 850 W/m², and vehicle cooling air flow proportional to vehicle speed. Section 86.161-00 discusses the minimum facility requirements and corresponding control tolerances for air conditioning ambient test conditions. The vehicle's air conditioner is operated or appropriately simulated for the duration of the test procedure (except for the 10 minute vehicle

soak), including the preconditioning. If engine stalling should occur during testing, follow the provisions of §86.136-90 (engine starting and restarting). For hybrid electric vehicles with Otto-cycle auxiliary power units, the composite samples collected in bags are analyzed for THC, CO, CO₂, CH₄ and NO_x. For hybrid electric vehicles with diesel-cycle auxiliary power units, THC is sampled and analyzed continuously according to the provisions of §86.110. Parallel bag samples of dilution air are analyzed for THC, CO, CO₂, CH₄ and NO_x. The SC03 cycle after the preconditioning cycle shall be used to calculate emissions and shall meet the state-of-charge net tolerances as calculated in section ~~EF~~-9.

8.4.2 Amend subparagraph (b) as follows.

8.4.2.1 Amend subparagraph (b)(2): Position the test vehicle on the dynamometer and restrain.

8.4.3 Amend subparagraph (c) as follows.

8.4.3.1 Amend subparagraph (c)(9): Start vehicle (with air conditioning system also running). If the auxiliary power unit of the hybrid electric vehicle is capable of being manually activated, the auxiliary power unit shall be manually activated at the beginning of and operated throughout the SC03 emission test. Fifteen seconds after the vehicle starts, begin the initial vehicle acceleration of the driving schedule.

8.4.4 Amend subparagraph (d) as follows.

8.4.4.1 Amend subparagraph (d)(10): At the conclusion of the SC03 emission test, one of the following conditions shall apply:

(i) For hybrid electric vehicles that do not allow the auxiliary power unit to be manually activated and are charge-sustaining over the SC03, record the battery state-of-charge to determine if the SOC criterion in section F.10 is satisfied. If the SOC criterion is not satisfied, then turn off the cooling fan(s), allow the vehicle to soak in the ambient conditions of paragraph (c)(5) of this section for 10 ± 1 minutes, and repeat the dynamometer test run from subparagraph (d). Up to three SC03 emission tests shall be attempted to satisfy the SOC criterion.

(ii) For hybrid electric vehicles that do not allow the auxiliary power unit to be manually activated and are charge-depleting over the SC03, turn off the vehicle two seconds after the end of the last deceleration.

(iii) For hybrid electric vehicles that allow the auxiliary power unit to be manually activated, turn off the vehicle two seconds after the end of the last deceleration.

8.4.5 Subparagraph (e). [No change.]

9. State-of-Charge Net Change Tolerances for All Hybrid Electric Vehicles, Except Hybrid Fuel Cell Vehicles and Off-Vehicle Capable Hybrid Electric Vehicles.

9.1 For hybrid electric vehicles that use a battery as an energy storage device, the following state-of-charge net change tolerance shall apply:

$$(\text{Amp-hr}_{\text{final}})_{\text{max}} = (\text{Amp-hr}_{\text{initial}}) + 0.01 * \left(\frac{NHV_{\text{fuel}} * m_{\text{fuel}}}{V_{\text{system}} * K_1} \right)$$

$$(\text{Amp-hr}_{\text{final}})_{\text{min}} = (\text{Amp-hr}_{\text{initial}}) - 0.01 * \left(\frac{NHV_{\text{fuel}} * m_{\text{fuel}}}{V_{\text{system}} * K_1} \right)$$

Where:

- $(\text{Amp-hr}_{\text{final}})_{\text{max}}$ = Maximum allowed Amp-hr stored in battery at the end of the test
- $(\text{Amp-hr}_{\text{final}})_{\text{min}}$ = Minimum allowed Amp-hr stored in battery at the end of the test
- $(\text{Amp-hr}_{\text{initial}})$ = Battery Amp-hr stored at the beginning of the test
- NHV_{fuel} = Net heating value of consumable fuel, in Joules/kg
- m_{fuel} = Total mass of fuel consumed during test, in kg
- K_1 = Conversion factor, 3600 seconds/hour
- V_{system} = Open circuit voltage (OCV) that corresponds to the SOC of the target SOC during charge sustaining operation. This value shall be submitted for testing purposes, and it shall be subject to confirmation by the Air Resources Board.

9.2 For hybrid electric vehicles that use a capacitor as an energy storage device, the following state-of-charge net change tolerance shall apply:

$$(V_{\text{final}})_{\text{max}} = \sqrt{V_{\text{initial}}^2 + 0.01 * \frac{(2 * NHV_{\text{fuel}} * m_{\text{fuel}})}{C}}$$

$$(V_{\text{final}})_{\text{min}} = \sqrt{V_{\text{initial}}^2 - 0.01 * \frac{(2 * NHV_{\text{fuel}} * m_{\text{fuel}})}{C}}$$

Where:

- $(V_{\text{final}})_{\text{max}}$ = The stored capacitor voltage allowed at the end of the test
- $(V_{\text{final}})_{\text{min}}$ = The stored capacitor voltage allowed at the end of the test

- $V_{initial}^2$ = The square of the capacitor voltage stored at the beginning of the test
 NHV_{fuel} = Net heating value of consumable fuel, in Joules/kg
 m_{fuel} = Total mass of fuel consumed during test, in kg
 C = Rated capacitance of the capacitor, in Farads

9.3 For hybrid electric vehicles that use an electro-mechanical flywheel as an energy storage device, the following state-of-charge net change tolerance shall apply:

$$(rpm_{final})_{max} = \sqrt{rpm_{initial}^2 + 0.01 * \frac{(2 * NHV_{fuel} * m_{fuel})}{I * K_3}}$$

$$(rpm_{final})_{min} = \sqrt{rpm_{initial}^2 - 0.01 * \frac{(2 * NHV_{fuel} * m_{fuel})}{I * K_3}}$$

Where:

- $(rpm_{final})_{max}$ = The maximum flywheel rotational speed allowed at the end of the test
 $(rpm_{final})_{min}$ = The minimum flywheel rotational speed allowed at the end of the test
 $rpm_{initial}^2$ = The squared flywheel rotational speed at the beginning of the test
 NHV_{fuel} = Net heating value of consumable fuel, in Joules/kg
 m_{fuel} = Total mass of fuel consumed during test, in kg
 K_3 = Conversion factor, $\frac{4\pi^2}{3600 \text{ sec}^2 - rpm^2}$
 I = Rated moment of inertia of the flywheel, in $kg \cdot m^2$

FG. Test Procedures for 2012 and Subsequent Model Off-Vehicle Charge Capable Hybrid Electric Vehicles.

The “as adopted or amended dates” of the 40 CFR Part 86 regulations referenced by this document are the dates identified in the “California Exhaust Emission Standards and Test Procedures for 2001 and Subsequent Model Passenger Cars, Light-Duty Trucks and Medium-Duty Vehicles,” unless otherwise noted. A manufacturer may elect to certify a 2009, 2010, or 2011 model-year off-vehicle charge capable hybrid electric vehicle using this section FG.

1. Electric Dynamometer.

All off-vehicle charge capable HEVs must be tested using a 48-inch single roll electric dynamometer meeting the requirements of 40 CFR Subpart B, §86.108-00(b)(2) [October 22, 1996].

2. Vehicle and Battery Break-In Period.

A manufacturer shall use good engineering judgment in determining the proper stabilized emissions mileage test point and report same according to the requirements of section D.2.11 above.

3. General Testing Requirements.

3.1 Recording requirements.

For off-vehicle charge capable hybrid electric vehicles: The following data shall be recorded for all tests and for each individual test cycle therein, except for the 20°F and 50°F tests, conducted in accordance with section FG.8:

- (a) mileage accumulated during the All-Electric Range portion of the test, where applicable;
- (b) Net DC energy from the battery that was expended during the test (may be reported as the total DC battery energy output and the total DC battery energy input);
- (c) AC energy required to fully charge the battery after a charge depleting or charge sustaining test from the point where electricity is introduced from the electric outlet to the battery charger;
- (d) DC energy required to fully charge the battery after a charge depleting or charge sustaining test from the point where electricity is introduced from the battery charger to the battery;
- (e) Net DC amp-hrs from the battery that was expended during the test (may be reported as the total DC amp-hrs output and the total DC amp-hrs input); and
- (f) Measured AC and DC watt hours and amp hours shall be reported to the nearest hundredths of a kilowatt hour and tenths of an amp hour.

3.2 **Regenerative braking.** Regenerative braking systems may be utilized during the range test. The braking level, if adjustable, shall be set according to the manufacturer's specifications for normal driving conditions prior to the commencement of the test. The driving schedule speed and time tolerances specified in this section FG shall not be exceeded due to the operation of the regenerative braking system.

3.3 **Measurement Accuracy.** The overall error in voltage and current recording instruments shall be NIST traceable and accurate to $\pm 1\%$ of the maximum value of the variable (AC/DC volts and amps) being measured. Suggested equipment: amp meter/power meter capable of sampling voltage and current. Voltage and current shall be sampled at a minimum rate of 20 hz.

3.4 **Watt Hour Calculation.**

DC energy (watt hours) shall be calculated as follows

$$\text{DC energy} = \int v(t) * i(t) dt$$

Where v = vehicle DC main battery pack voltage

i = vehicle DC main battery pack current

AC energy (in watt-hours) shall be calculated as follows

$$\text{AC energy} = \int v(t) * i(t) dt \text{ in watt-hours}$$

Where v = AC instantaneous voltage

i = AC instantaneous current

3.5 **Charger Requirements**

The standard charging apparatus (or equivalent) normally furnished with or specified for the vehicle shall be used for charging during vehicle testing.

4. **Determination of the Emissions of the Fuel-fired Heater.**

The exhaust emissions result of the fuel-fired heater shall be determined by operating at a maximum heating capacity with a cold start between 68°F and 86°F for a period of 20 minutes and dividing the grams of emissions by 20. The resulting grams per minute shall be multiplied by 3.0 minutes per mile to obtain a grams per mile value.

5. **Urban Test Provisions for Off-Vehicle Charge Capable Hybrid Electric Vehicles.**

Alternative procedures may be used if shown to yield equivalent results and if approved in advance by the Executive Officer of the Air Resources Board.

The criteria certification emissions for the Urban test shall be the worst case emissions of NMOG, CO, NO_x, and PM from either the charge depleting or charge sustaining tests. The sum of NMOG + NO_x emissions shall constitute the worst case for the urban charge sustaining or charge depleting modes of operation.

Vehicles with more than one mode of operation of the auxiliary power unit (e.g., economy mode, performance mode, etc.) for a given charge depleting or charge sustaining test cycle must be tested in the mode(s) which represents the worst case emissions of the auxiliary power unit. Confirmatory testing may also be performed in any mode of operation to ensure compliance with emission standards.

5.1 Vehicle Preconditioning.

To be conducted pursuant to the “California Evaporative Emission Standards and Test Procedures for 2001 and Subsequent Model Motor Vehicles” with the following supplemental requirements:

5.1.1 For vehicles that do not allow manual activation of the auxiliary power unit, battery state-of-charge shall be set at a level that causes the vehicle to operate the auxiliary power unit for the maximum possible cumulative amount of time during the preconditioning drive.

5.1.2 For vehicles that allow manual activation of the auxiliary power unit, battery state-of-charge shall be set at the lowest level allowed by the manufacturer.

5.1.3 After setting battery state-of-charge, the vehicle shall be pushed or towed to a work area for the initial fuel drain and fill according to section III.D.1.4 of the “California Evaporative Emission Standards and Test Procedures for 2001 and Subsequent Model Motor Vehicles.”

5.1.4 Following the initial fuel drain and fill, the vehicle shall complete an initial soak period of a minimum of 6 hours.

5.1.5 After completing the soak period, the vehicle shall be pushed or towed into position on a dynamometer and preconditioned.

5.1.6 If the auxiliary power unit is capable of being manually activated, the auxiliary power unit shall be manually activated at the beginning of and operated throughout the preconditioning drive.

5.1.7 For the charge depleting range test and the charge sustaining emission test, the preconditioning cycle shall be the UDDS. The vehicle must be in charge sustaining operation during the preconditioning drive. To determine charge sustaining operation, the vehicle must meet the SOC criterion in section

FG.10 from the start to the end of the two consecutive UDDSs. As an option, charge sustaining operation can be achieved for a single UDDS if data is provided showing that charge sustaining operation can consistently be maintained over one UDDS. The vehicle must meet the SOC criterion in section FG.10 from the start to the end of a single UDDS. Alternative procedures may be used to determine charge sustain operation for the precondition drive if the alternate procedure demonstrates charge sustaining operation based on section FG.10 and is approved in advance by the Executive Officer of the Air Resources Board.

5.1.8 A fuel drain and fill shall be performed pursuant to the provisions of the "California Evaporative Emission Standards and Test Procedures for 2001 and Subsequent Model Motor Vehicles."

5.1.9 The vehicle shall be soaked for 12-36 hours. During this soak period, canister preconditioning shall be performed pursuant to the provisions of the "California Evaporative Emission Standards and Test Procedures for 2001 and Subsequent Model Motor Vehicles."

5.1.10 For the urban charge depleting range test, the highway charge depleting range test, and the cold start US06 range test, charge the vehicle to full state-of-charge as specified by the vehicle manufacturer. The vehicle must be turned off during charging and charge time shall not exceed soak time.

5.2 Urban Dynamometer Procedure for Off-Vehicle Charge Capable Hybrid Electric Vehicles.

To be conducted pursuant to 40 CFR §86.135-00 [October 22, 1996] with the following revisions. References to §86.110-94 shall mean §86.110-94 as last amended June 30, 1995.

5.2.1 Amend subparagraph (a).

Overview. The charge depleting range test dynamometer run shall consist of a series of charge depleting UDDSs, each followed by a 10 minute key-off hot soak period until charge sustaining operation is achieved for two consecutive UDDSs. To determine charge sustaining operation, the vehicle must meet the SOC criterion in section FG.10 from the start of the first UDDS until the end of the second UDDS. As an option, charge sustaining operation may be achieved for a single UDDS if data is provided showing that charge sustaining operation can consistently be maintained over one UDDS. To determine charge sustaining operation, in this case, the vehicle shall meet SOC criterion in section FG.10 from the start to the end of a single UDDS. Emissions are measured for all UDDSs when the auxiliary power unit is operating.

The vehicle shall be turned off and stored at an ambient temperature not less than 68°F (20°C) and not more than 86°F (30°C) for 12 to 36 hours. At the end of this cold soak period, the vehicle shall be placed or pushed onto a dynamometer.

The charge sustaining emission test dynamometer run shall consist of two consecutive UDDSs with a 10 minute key-off hot soak in between. Vehicle emissions shall be measured over two UDDSs during charge sustaining operation, and the vehicle must meet the SOC criterion in section FG.10 from the start of the first UDDS until the end of the second UDDS.

Vehicle charging shall be initiated within three hours after either the charge depleting range test or the charge sustaining emission test pursuant to section FG.5.4.2 or FG.5.4.3, as applicable. During charging, all requirements in section FG.3 must be met, and energy consumption shall be calculated pursuant to the requirements in section FG.11.7.

For all exhaust emission tests, the exhaust emissions are diluted with ambient air in the dilution tunnel as shown in Figure B94-5 and Figure B94-6 (§86.110-94). As an alternative, the bag mini-diluter may be used in-lieu of the constant volume sampling (CVS) method for exhaust emission measurement as described below.

A dilution tunnel is not required for testing vehicles waived from the requirement to measure particulates. For UDDSs, particulate samples are collected on filters for weighing during each UDDS. Each sample plus backup is collected during each UDDS (including shutdown). Part 1065 of the CFR may be used as an optional particulate sampling method. Continuous proportional samples of gaseous emissions are collected for analysis during each UDDS. For vehicles with Otto-cycle auxiliary power units, the composite samples collected in bags are analyzed for THC, CO, CO₂, CH₄ and NO_x. For vehicles with petroleum-fueled diesel-cycle auxiliary power units (optional for natural gas-fueled, liquefied petroleum gas-fueled, and alcohol-fueled diesel-cycle vehicles), THC is sampled and analyzed continuously pursuant to the provisions of §86.110-94. Parallel samples of the dilution air are similarly analyzed for THC, CO, CO₂, CH₄ and NO_x. For vehicles with natural gas-fueled, liquefied petroleum gas-fueled, and alcohol-fueled auxiliary power units, bag samples are collected and analyzed for THC (if not sampled continuously), CO, CO₂, CH₄ and NO_x. For vehicles with alcohol-fueled auxiliary power units, alcohol and formaldehyde samples are taken for both exhaust emissions and dilution air (a single dilution air formaldehyde sample, covering the total test period may be collected). Parallel bag samples of dilution air are analyzed for THC, CO, CO₂, CH₄ and NO_x.

5.2.2 Subparagraphs (b) through (c). [No change.]

5.2.3 Subparagraph (d). [No change.]

5.2.4 Subparagraphs (e) through (g). [No change.]

5.2.5 Amend subparagraph (h): The driving distance, as measured by counting the number of dynamometer roll or shaft revolutions, shall be determined for all charge depleting and exhaust emission tests. The revolutions shall be measured on the same roll or shaft used for measuring the vehicle's speed.

5.2.6 Subparagraph (i). [No change.]

5.3 Urban Dynamometer Test Run, Gaseous and Particulate Emissions for Off-Vehicle Charge Capable Hybrid Electric Vehicles.

To be conducted pursuant to 40 CFR §86.137-96 [March 24, 1993] with the following revisions:

5.3.1 Amend subparagraph (a): *General.* The dynamometer run shall consist of a series of UDDSs, after a second fuel drain and fill and a 12 to 36 hour soak period performed pursuant to the provisions of the "California Evaporative Emission Standards and Test Procedures for 2001 and Subsequent Model Motor Vehicles." The vehicle shall be stored prior to the emission test in such a manner that precipitation (e.g., rain or dew) does not occur on the vehicle. The vehicle is allowed to stand on the dynamometer during the 10 minute time period between each UDDS.

5.3.2 Amend subparagraph (b) as follows.

5.3.2.1 Amend subparagraph (b)(9): Start the gas flow measuring device, direct the sample flow into the exhaust sample bag, the alcohol exhaust sample, the formaldehyde exhaust sample, the dilution air sample bag, the alcohol dilution air sample and the formaldehyde dilution air sample, and turn the key on. If the auxiliary power unit is capable of being manually activated, the auxiliary power unit shall be activated at the beginning of and operated throughout the UDDS.

5.3.2.2 Delete subparagraph (b)(13).

5.3.2.3 Subparagraph (b)(14). [No change.]

5.3.2.4 Amend subparagraph (b)(15): Five seconds after the vehicle is shutdown, simultaneously turn off the gas flow measuring device and particulate sample pump. Record the measured roll or shaft revolutions (both gas meter or flow measurement instrumentation readings), and reset the counter. As soon as possible, transfer the exhaust and dilution air samples to the analytical system and process the samples pursuant to §86.140, obtaining a stabilized reading

of the exhaust bag sample on all analyzers within 20 minutes of the end of the sample collection phase of the UDDS. Obtain alcohol and formaldehyde sample analyses, if applicable, within 24 hours of the end of the sample period. (If it is not possible to perform analysis on the alcohol and formaldehyde samples within 24 hours, the samples should be stored in a dark cold (4°C to 10°C) environment until analysis. The samples should be analyzed within fourteen days.) If applicable, carefully remove both pairs of particulate sample filters from their respective holders, and place each in a separate petri dish, and cover.

5.3.2.5 Amend subparagraph (b)(18): Repeat the steps in paragraphs (b)(2) through (b)(17) of this section for the hot start UDDS. The steps in paragraph (b)(9) of this section shall begin between 9 and 11 minutes after the end of the sample period for the cold start UDDS.

5.3.2.6 Delete subparagraph (b)(19).

5.3.2.7 Delete subparagraph (b)(20).

5.3.2.8 Amend subparagraph (b)(21): As soon as possible, transfer the particulate filters to the weighing chamber for post-test conditioning, if applicable. For vehicles undergoing a cold start charge sustaining test, a valid test shall satisfy the SOC criterion in section FG.10.

5.3.2.9 Amend subparagraph (b)(24): Vehicles to be tested for evaporative emissions will proceed pursuant to the "California Evaporative Emission Standards and Test Procedures for 2001 and Subsequent Model Motor Vehicles."

5.4 Determination of Urban All-Electric Range and Urban Equivalent All-Electric Range for Off-Vehicle Charge Capable Hybrid Electric Vehicles.

5.4.1 The **Urban All-Electric Range** shall be defined as the distance that the vehicle is driven from the start of Urban Charge Depleting Range Test until the internal combustion engine first starts.

5.4.2 Urban Charge Depleting Range Test.

(i) **Vehicle preconditioning.** The vehicle shall be preconditioned according to FG.5.1.

(ii) **Dynamometer run.** At the end of the cold soak period, the vehicle shall be placed or pushed, onto a dynamometer and operated through the Continuous Urban Test Schedule until the SOC Net Change

Tolerances (specified in section FG.10 of these test procedures) that indicate charge sustaining operation are met for two consecutive UDDSs, or a single UDDS if data is provided showing that charge sustaining operation can consistently be maintained in one UDDS. If there are no charge depleting hot start cycles, then use the next hot start cycle (after the cold start cycle) in the test sequence for the purpose of determining hot start emissions. For this case (no charge depleting hot start cycle), the manufacturer may optionally add one additional hot start cycle.

The Alternative Continuous Urban Test Schedule may be substituted for the Continuous Urban Test Schedule if the test facility is unable to perform the Continuous Urban Test Schedule. Refer to sections FG.5.5, FG.5.6, and FG.11, for calculations of urban exhaust emissions, urban particulate emissions, and equivalent all-electric range, respectively. Emissions are measured for all test cycles when the auxiliary power unit is operating. For each test cycle for which emissions were not measured, the manufacturer must validate that the auxiliary power unit did not turn on at any time during the test cycle.

(iii) **Vehicle charging after testing.** Vehicle charging shall begin within three hours after either the charge depleting range test or the charge sustaining emission test, and the vehicle shall be charged to the manufacturer specified full state-of-charge. During charging, all applicable requirements in FG.3 must be met, and energy consumption shall be calculated pursuant to the requirements in section FG.11.7.

5.4.3 Urban Charge Sustaining Emission Test. The Urban Charge Sustaining Emission Test is conducted cold, and after charge sustaining operation has been reached, or an optional charge sustaining test mode has been activated, and no subsequent charge has been performed.

(i) **Vehicle preconditioning.** If the Urban Charge Sustaining Emission Test is performed within 36 hours after the Urban Charge Depleting Range Test, the vehicle shall be preconditioned pursuant to section FG.5.1.9. If the Urban Charge Sustaining Emission Test is performed more than 36 hours after the Urban Charge Depleting Range Test, the vehicle shall be preconditioned pursuant to section FG.5.1, except for vehicle charging. Sections FG.5.1.1 through FG.5.1.4 may be omitted if previously performed.

(ii) **Dynamometer run.** At the end of the cold soak period, the vehicle shall be placed or pushed onto a dynamometer, and two UDDSs shall be performed during charge sustaining operation, each separated by a 10 minute key-off hot soak period. The vehicle must meet the SOC criterion in section FG.10 from the start of the first UDDS until the end of the second UDDS. If the SOC criterion is not satisfied, the test shall be stopped, the vehicle cold soak shall be conducted again, and the dynamometer test run shall be conducted again.

(iii) **Vehicle charging after testing.** If the vehicle was not charged after the Urban Charge Depleting Range Test, then vehicle charging shall begin within three hours after the Urban Charge Sustaining Emission Test and the vehicle shall be charged to the manufacturer specified full state-of-charge. During charging, all requirements in FG.3 must be met, and energy consumption shall be calculated pursuant to the requirements in section FG.11.7.

5.5 Calculations - Urban Exhaust Emissions for Off-Vehicle Charge Capable Hybrid Electric Vehicles.

To be conducted pursuant to 40 CFR §86.144-94 [July 13, 2005] with the following revisions:

5.5.1 Amend subparagraph (a):

Gaseous Emissions – Urban Charge Depleting Range Test.

For light-duty vehicles and light duty trucks:

$$Y_{wm} = 0.43 * \left(\frac{Y_c}{D_c} \right) + 0.57 * \left(\frac{\sum Y_n}{\sum D_n} \right)$$

Where:

Y_{wm} = Weighted mass emissions of each pollutant, i.e., THC, CO, THCE, NMOG, NMHCE, CH₄, NO_x, or CO₂, in grams per vehicle mile.

Y_c = Mass emissions as calculated from the cold start UDDS, in grams per test.

D_c = The measured driving distance from the cold start UDDS, in miles.

n = number of hot start UDDSs in Charge Depleting operation
If there are no charge depleting hot start cycles, then use the next hot start cycle (after the cold start cycle) in the test sequence for the purpose of determining hot start emissions. For this case (no charge depleting hot start cycle), the manufacturer may optionally add one additional hot start cycle for an $n=2$.

A-2-G-9

Gaseous Emissions – Urban Charge Sustaining Emission Test.

For light-duty vehicles and light-duty trucks:

$$Y_{wm} = 0.43 * \left(\frac{Y_c}{D_c} \right) + 0.57 * \left(\frac{Y_h}{D_h} \right)$$

Where:

Y_{wm} = Weighted mass emissions of each pollutant, i.e., THC, CO, THCE, NMOG, NMHCE, CH₄, NO_x, or CO₂, in grams per vehicle mile.

Y_c = Mass emissions as calculated from the cold start UDDS, in grams per test.

Y_h = Mass emissions as calculated from the hot start UDDS, in grams per test.

D_c = The measured driving distance from the cold start UDDS, in miles.

D_h = The measured driving distance from the hot start UDDS, in miles.

5.5.2 Subparagraphs (b) through (e). [No change.]

5.6 Calculations - Urban Particulate Emissions for Off-Vehicle Charge Capable Hybrid Electric Vehicles.

To be conducted pursuant to 40 CFR §86.145-82 [November 2, 1982] with the following revisions. References to §86.110-94 shall mean §86.110-94 as last amended June 30, 1995.

5.6.1 Amend subparagraph (a):

Particulate Emissions – Urban Charge Depleting Range Test.

The final reported test results for the mass particulate (M_p) in grams/mile shall be computed as follows:

$$M_p = 0.43 * \left(\frac{M_{pc}}{D_c} \right) + 0.57 * \left(\frac{\sum M_{pn}}{\sum D_n} \right)$$

Where:

M_{pc} = Mass of particulate determined from the cold start UDDS, in grams per vehicle mile. (See §86.110-94 for determination.)

D_c = The measured driving distance from the cold start UDDS, in miles.

- n = number of hot start UDDSs in Charge Depleting operation
 If there are no charge depleting hot start cycles, then use the next hot start cycle (after the cold start cycle) in the test sequence for the purpose of determining hot start emissions. For this case (no charge depleting hot start cycle), the manufacturer may optionally add one additional hot start cycle for an n=2.

Particulate Emissions – Urban Charge Sustaining Emission Test.

The final reported test results for the mass particulate (M_p) in grams/mile shall be computed as follows:

$$M_p = 0.43 * \left(\frac{M_{pc}}{D_c} \right) + 0.57 * \left(\frac{M_{ph}}{D_h} \right)$$

Where:

- M_{pc} = Mass of particulate determined from the cold start UDDS, in grams per vehicle mile. (See §86.110-94 for determination.)
 M_{ph} = Mass of particulate determined from the hot start UDDS, in grams per vehicle mile. (See §86.110-94 for determination.)
 D_c = The measured driving distance from the cold start UDDS, in miles.
 D_h = The measured driving distance from the hot start UDDS, in miles.

5.6.2 Subparagraph (b). [No change.]

5.6.3 **Equivalent All-Electric Range** shall be calculated in accordance with section FG.11 of these test procedures.

6. Highway Test Provisions for Off-Vehicle Charge Capable Hybrid Electric Vehicles.

Vehicles with more than one mode of operation of the auxiliary power unit (e.g., economy mode, performance mode, etc.) for a given charge depleting or charge sustaining test cycle must be tested in the mode(s) which represents the worst case emissions of the auxiliary power unit. Confirmatory testing may also be performed in any mode of operation to ensure compliance with emission standards.

The third emission test HFEDS of the Highway Charge Sustaining Test shall be used to calculate highway NOx emissions and must be within the SOC criterion in section FG.10. As an option, the manufacturer may perform the Highway Charge Sustaining Test with two emission test HFEDSs provided that the second HFEDS meets the SOC criterion in section FG.10. In this case, the second HFEDS shall be used to calculate emissions.

Highway NOx emissions may be determined from the HFEDS in the Highway Charge Depleting Range Test that demonstrates charge sustaining operation.

6.1 Vehicle Preconditioning.

If the Highway Charge Depleting Range Test is performed within 36 hours after completion of either the Urban Charge Depleting Range Test or the Urban Charge Sustaining Emission Test, the vehicle shall be preconditioned pursuant to sections FG.5.1.9 through FG.5.1.10, without canister preconditioning. If the Highway Charge Depleting Range Test is performed more than 36 hours after completion of either the Urban Charge Depleting Range Test or the Urban Charge Sustaining Emission Test, the vehicle shall be preconditioned pursuant to section FG.5.1, without canister preconditioning. Sections FG.5.1.1 through FG.5.1.4 may be omitted if previously performed.

If the Highway Charge Sustaining Emission Test is performed within 36 hours after completion of either the Urban Charge Depleting Range Test, the Urban Charge Sustaining Emission Test, or the Highway Charge Depleting Range Test, the vehicle shall be preconditioned pursuant to section FG.5.1.9 without canister preconditioning. If the Highway Charge Sustaining Emissions Test is performed more than 36 hours after completion of either the Urban Charge Depleting Range Test, the Urban Charge Sustaining Emission Test, or the Highway Charge Depleting Range Test, the vehicle shall be preconditioned pursuant to section FG.5.1 without canister precondition and vehicle charging. Sections FG.5.1.1 through FG.5.1.4 may be omitted if previously performed.

6.2 Highway Dynamometer Procedure for Off-Vehicle Charge Capable Hybrid Electric Vehicles.

To be conducted pursuant to 40 CFR §600.111-08 [December 27, 2006] with the following revisions. This section FG.6.2 shall apply during both charge sustaining and charge depleting operation.

6.2.1 Subparagraph (a). [n/a]

6.2.2 Amend subparagraph (b) as follows:

6.2.2.1 Amend subparagraph (b)(2): The highway fuel economy test is designated to simulate non-metropolitan driving with an average speed of 48.6 mph and a maximum speed of 60 mph. The cycle is 10.2 miles long with 0.2 stop per mile and consists of warmed-up vehicle operation on a chassis dynamometer through a specified driving cycle. A proportional part of the diluted exhaust emission is collected continuously for subsequent analysis of THC, CO, CO₂, and NO_x using a constant volume (variable dilution) sampler. Diesel dilute exhaust is continuously analyzed for hydrocarbons using a heated sample line

and analyzer. Alcohol and formaldehyde samples are collected and individually analyzed for alcohol-fueled vehicles.

6.2.2.2 Replace subparagraph (b)(6) with: Cold soak: The vehicle shall be stored at an ambient temperature not less than 68°F (20°C) and not more than 86°F (30°C) for 12 to 36 hours. At the end of the cold soak period, the vehicle shall be placed or pushed onto a dynamometer.

6.2.2.3 Amend subparagraph (b)(7)(i): The Highway Charge Sustaining Emission Test is conducted cold, and after charge sustaining operation has been reached, or an optional charge sustaining test mode has been activated, and no subsequent charge has been performed.

At the end of the cold soak period, the vehicle shall be placed or pushed onto a dynamometer. A cold start HFEDS followed by three emission measurement HFEDSs, separated by a 15 second key-on hot soak period, shall be performed. The vehicle must meet the SOC criterion in section FG.10 for the third emission measurement HFEDS. As an option the manufacturer may perform two emission measurement HFEDSs in lieu of three emission measurement HFEDSs, if the SOC criterion is satisfied for the second emission measurement HFEDS. If the SOC criterion is not satisfied, the test shall be stopped, and the procedure shall be repeated starting at section FG.6.2.2.2.

6.2.2.4 Amend subparagraph (b)(7)(iii): One exhaust sample and one background sample per each HFEDS shall be collected and analyzed for THC (except diesel hydrocarbons which are analyzed continuously), CO, CO₂, and NO_x. Alcohol and formaldehyde samples (exhaust and dilution air) are collected and analyzed for alcohol-fueled vehicles.

6.2.2.5 Add subparagraph (b)(7)(v): For vehicles that do not allow manual activation of the auxiliary power unit, battery state-of-charge shall be set at a level that causes the vehicle to operate the auxiliary power unit for the maximum possible cumulative amount of time during the HFEDS preconditioning cycle. For vehicles that allow manual activation of the auxiliary power unit, battery state-of-charge shall be set at the lowest level allowed by the manufacturer.

6.2.2.6 Amend subparagraph (b)(9)(v): Operate the vehicle over the continuous highway test schedule, consisting of repeated HFEDSs according to the dynamometer driving schedule specified in §600.109-08(b) [December 27, 2006]. If the auxiliary power unit is capable of being manually activated, the auxiliary power unit shall be manually activated at the beginning of and operated throughout the HFEDS preconditioning cycle.

6.2.2.7 Amend subparagraph (b)(9)(vi): When the vehicle reaches zero speed between each HFEDS, the driver has 17 seconds to prepare for the

HFEDS emission measurement cycle of the test. During the idle period, one of the following conditions shall apply:

(a) For vehicles that do not allow the auxiliary power unit to be manually activated, the vehicle shall remain turned on during the idle period.

(b) For vehicles that allow the auxiliary power unit to be manually activated, the vehicle shall remain turned on with the auxiliary power unit operating during the idle period.

6.2.2.8 Add subparagraph (b)(9)(viii): At the conclusion of the HFEDS emission test, the following conditions shall apply: For vehicles that do not allow the auxiliary power unit to be manually activated and are charge-sustaining over the HFEDS, record the battery state-of-charge to determine if the SOC criterion in section F.10 is satisfied. If the SOC criterion is not satisfied, then repeat the dynamometer test run from subparagraph (b)(9)(vi) and (b)(9)(vii). Up to three highway emission tests shall be allowed to satisfy the SOC criterion.

6.2.2.9 Delete subparagraph (b)(10).

6.2.3 Delete subparagraphs (c) through (e).

6.3 Determination of Highway All-Electric Range and Highway Equivalent All-Electric Range for Off-Vehicle Charge Capable Hybrid Electric Vehicles.

6.3.1 The **Highway All-Electric Range** shall be defined as the distance that the vehicle is driven from the start of test until the internal combustion engine starts.

6.3.2 Highway Charge Depleting Range Test.

(i) **Vehicle preconditioning.** The vehicle shall be preconditioned pursuant to section FG.6.1.

(ii) **Dynamometer run.** At the end of the cold soak period, the vehicle shall be placed or pushed, onto a dynamometer and operated through the Continuous Highway Test Schedule until the State-of-Charge Net Change Tolerances (specified in section FG.10 of these test procedures) that indicate charge sustaining operation is met for one HFEDS. The Alternative Continuous Highway Test Schedule may be substituted for the Continuous Highway Test Schedule if the test facility is unable to perform the Continuous Highway Test Schedule. Refer to section FG.11, for calculations of highway exhaust emissions and equivalent all-electric range, respectively. Emissions are measured for all test cycles when the auxiliary power unit is operating. For each test cycle for which emissions were not measured, the manufacturer must validate that the auxiliary power unit did not turn on at any time during the test cycle.

(iii) **Vehicle charging after testing.** Vehicle charging shall begin within three hours after the Highway Charge Depleting Range Test and the vehicle shall be charged to the manufacturer specified full state-of-charge. During charging, all applicable requirements in section FG.3 must be met, and energy consumption shall be calculated according to the requirements in section FG.11.7. If the manufacturer provides supplemental data demonstrating that the energy required to charge the vehicle from highway charge sustaining operation to full charge is equivalent (within $\pm 1\%$ of the AC energy) to the energy required to charge the vehicle from urban charge sustaining operation to full charge, then the energy required to charge the vehicle from urban charge sustaining operation to full charge may be used to determine highway energy consumption pursuant to section FG.11.7. Data shall be approved in advance by the Executive Officer of the Air Resources Board.

6.3.3 Highway Charge Sustaining Emission Test. The Highway Charge Sustaining Emission Test is conducted cold, and after charge sustaining operation has been reached, or an optional charge sustaining test mode has been activated, and no subsequent charge has been performed:

(i) **Vehicle preconditioning.** The vehicle shall be preconditioned pursuant to section FG.6.1.

(ii) **Dynamometer run.** At the end of the cold soak period, the vehicle shall be placed or pushed onto a dynamometer. A cold start HFEDS followed by three emission measurement HFEDSs, separated by a 15 second key-on hot soak period, shall be performed. The vehicle must meet the SOC criterion in section FG.10 for the third emission measurement HFEDS. As an option, the manufacturer may perform two emission measurement HFEDSs in lieu of three emission measurement HFEDSs, if the SOC criterion is satisfied for the second HFEDS. If the

SOC criterion is not satisfied, the test shall be stopped, and the procedure shall be repeated starting at section FG.6.3.3.

6.3.4 **Equivalent All-Electric Range** shall be calculated in accordance with section FG.11 of these test procedures.

7. SFTP Emission Test Provisions for Off-Vehicle Charge Capable Hybrid Electric Vehicles.

Vehicles with more than one mode of operation of the auxiliary power unit (e.g., economy mode, performance mode, etc.) for a given charge depleting or charge sustaining test cycle must be tested in the mode(s) which represents the worst case emissions of the auxiliary power unit. Confirmatory testing may also be performed in any mode of operation to ensure compliance with emission standards.

7.1 US06 Vehicle Preconditioning.

To be conducted pursuant to 40 CFR §86.132-00 [October 22, 1996] with the following revisions. This section FG.1 shall apply during charge sustaining operation or at an optional charge sustaining test mode that has been activated, if no subsequent charge has been performed.

7.1.1 Subparagraphs (a) through (m). [No change.]

7.1.2 Amend subparagraph (n) *Aggressive Driving Test (US06) Preconditioning*. as follows:

7.1.2.1 Amend subparagraph (1) as follows: If the US06 test follows the exhaust emission urban, highway, or evaporative testing, the refueling step may be deleted and the vehicle may be preconditioned using the fuel remaining in the tank (see paragraph (c)(2)(ii) of this section). The test vehicle may be pushed or driven onto the test dynamometer. For vehicles that allow manual activation of the auxiliary power unit, battery state-of-charge shall be set at the lowest level allowed by the manufacturer, and the auxiliary power unit shall be manually activated at the beginning of and operated throughout the US06 preconditioning cycle.

7.1.2.1.1 Subparagraphs (i) through (iv). [No change.]

7.1.2.2 Subparagraph (2). [No change.]

7.1.3 Subparagraph (o). [No change.]

7.2 US06 Emission Test.

To be conducted pursuant to 40 CFR §86.159-08 [December 27, 2006] with the following revisions. This section 7.2 shall apply during charge sustaining operation or at an optional charge sustaining test mode that has been activated, if no subsequent charge has been performed.

7.2.1 Amend subparagraph (a): *Overview*. The dynamometer operation consists of a single, 600 second test on the US06 driving schedule, as described in appendix I, paragraph (g), of this part. The vehicle is preconditioned in accordance with §86.132-00, to bring it to a warmed-up stabilized condition. This preconditioning is followed by a 1 to 2 minute idle period that proceeds directly into the US06 driving schedule during which continuous proportional samples of gaseous emissions are collected for analysis. If engine stalling should occur during testing, follow the provisions of §86.136-90 (engine starting and restarting). For vehicles with Otto-cycle auxiliary power units, the composite samples collected in bags are analyzed for THC, CO, CO₂, CH₄ and NO_x. For vehicles with diesel-cycle auxiliary power units, THC is sampled and analyzed continuously according to the provisions of §86.110. Parallel bag samples of dilution air are analyzed for THC, CO, CO₂, CH₄ and NO_x. The US06 cycle after the preconditioning cycle shall be used to calculate emissions and shall meet the state-of-charge net tolerances as calculated in section FG.10.

7.2.2 Amend subparagraph (b) as follows.

7.2.2.1 Amend subparagraph (b)(2): Position the test vehicle on the dynamometer and restrain.

7.2.3 Subparagraph (c). [No change.]

7.2.4 Amend subparagraph (d): Practice runs over the prescribed driving schedule may be performed at test point to permit sampling system adjustment.

7.2.5 Subparagraph (e). [No change.]

7.2.6 Amend subparagraph (f) as follows.

7.2.6.1 Amend subparagraph (f)(2)(i): Immediately after completion of the preconditioning cycle, idle the vehicle. The idle period is not to be less than one minute or not greater than two minutes. During the idle period, one of the following conditions shall apply:

(i) For vehicles that do not allow the auxiliary power unit to be manually activated, the vehicle shall remain on during the idle period.

(ii) For vehicles that allow the auxiliary power unit to be manually activated, the vehicle shall remain turned on with the auxiliary power unit operating during the idle period.

7.2.6.2 Amend subparagraph (f)(2)(ix): At the completion of the test US06 cycle, determine if the SOC criterion in section ~~FG~~.10 is satisfied. If the SOC criterion is not satisfied, then repeat the dynamometer test run from subparagraph (f)(2)(i), without the preconditioning cycle. Up to three US06 emission tests shall be allowed to satisfy the SOC criterion. The idle period between multiple test cycles shall not to be less than one minute and not greater than two minutes. For the final test cycle, turn off the vehicle two seconds after the end of the last deceleration. During the idle period between multiple test cycles, one of the following conditions shall apply:

(i) For vehicles that do not allow the auxiliary power unit to be manually activated, the vehicle shall remain on during the idle period.

(ii) For vehicles that allow the auxiliary power unit to be manually activated, the vehicle shall remain turned on with the auxiliary power unit operating during the idle period.

7.3 SC03 Vehicle Preconditioning.

To be conducted pursuant to 40 CFR §86.132-00 [October 22, 1996] with the following revisions. This section 7.3 shall apply during charge sustaining operation or at an optional charge sustaining test mode that has been activated, if no subsequent charge has been performed.

7.3.1 Subparagraphs (a) through (n). [No change.]

7.3.2 Amend subparagraph (o): *Air Conditioning Test (SC03) Preconditioning.*

7.3.2.1 Amend subparagraph (1) as follows: If the SC03 test follows the exhaust emission urban, highway, or evaporative testing, the refueling step may be deleted and the vehicle may be preconditioned using the fuel remaining in the tank (see paragraph (c)(2)(ii) of this section). The test vehicle may be pushed or driven onto the test dynamometer. For vehicles that allow manual activation of the auxiliary power unit, battery state-of-charge shall be set at the lowest level allowed by the manufacturer, and the auxiliary power unit shall be manually activated at the beginning of and operated throughout the SC03 preconditioning cycle.

7.3.2.1.1 Subparagraphs (i) and (ii). [No change.]

7.3.2.2 Subparagraphs (2) through (3). [No change.]

7.4 SC03 Emission Test.

To be conducted pursuant to 40 CFR §86.160-00 [December 8, 2005] with the following revisions. This section 7.4 shall apply during charge sustaining operation or at an optional charge sustaining test mode that has been activated, if no subsequent charge has been performed. References to §86.162-03 shall mean §86.162-03 as adopted October 22, 1996.

7.4.1 Amend subparagraph (a): *Overview*. The dynamometer operation consists of a single, 594 second test on the SC03 driving schedule, as described in appendix I, paragraph (h), of this part. The vehicle is preconditioned in accordance with §86.132-00 of this subpart, to bring the vehicle to a warmed-up stabilized condition. This preconditioning is followed by a 10 minute vehicle soak (vehicle turned off) that proceeds directly into the SC03 driving schedule, during which continuous proportional samples of gaseous emissions are collected for analysis. The entire test, including the SC03 preconditioning cycle, vehicle soak, and SC03 emission test, is either conducted in an environmental test facility or under test conditions that simulate testing in an environmental test cell (see §86.162-03 (a) for a discussion of simulation procedure approvals). The environmental test facility must be capable of providing the following nominal ambient test conditions of: 95°F air temperature, 100 grains of water/pound of dry air (approximately 40 percent relative humidity), a solar heat load intensity of 850 W/m², and vehicle cooling air flow proportional to vehicle speed. Section 86.161-00 discusses the minimum facility requirements and corresponding control tolerances for air conditioning ambient test conditions. The vehicle's air conditioner is operated or appropriately simulated for the duration of the test procedure (except for the 10 minute vehicle soak), including the preconditioning. If engine stalling should occur during testing, follow the provisions of §86.136-90 (engine starting and restarting). For vehicles with Otto-cycle auxiliary power units, the composite samples collected in bags are analyzed for THC, CO, CO₂, CH₄ and NO_x. For vehicles with diesel-cycle auxiliary power units, THC is sampled and analyzed continuously according to the provisions of §86.110. Parallel bag samples of dilution air are analyzed for THC, CO, CO₂, CH₄ and NO_x. The SC03 cycle after the preconditioning cycle shall be used to calculate emissions and shall meet the state-of-charge net tolerances as calculated in section ~~EG~~.10.

7.4.2 Amend subparagraph (b) as follows.

7.4.2.1 Amend subparagraph (b)(2): Position the test vehicle on the dynamometer and restrain.

7.4.3 Amend subparagraph (c) as follows.

7.4.3.1 Amend subparagraph (c)(9): Start vehicle (with air conditioning system also running). If the auxiliary power unit of the vehicle is capable of being manually activated, the auxiliary power unit shall be manually activated at the beginning of and operated throughout the SC03 emission test. Fifteen seconds after the vehicle starts, begin the initial vehicle acceleration of the driving schedule.

7.4.4 Amend subparagraph (d) as follows.

7.4.4.1 Amend subparagraph (d)(10): At the conclusion of the SC03 emission test, one of the following conditions shall apply:

(i) For vehicles that do not allow the auxiliary power unit to be manually activated and are charge-sustaining over the SC03 test, record the battery state-of-charge to determine if the SOC criterion in section FG.10 is satisfied. If the SOC criterion is not satisfied, then turn off the engine and the cooling fan(s), allow the vehicle to soak in the ambient conditions of paragraph (c)(5) of this section for 10 ± 1 minutes, and repeat the dynamometer test run from subparagraph (d). Up to three SC03 emission tests shall be attempted to satisfy the SOC criterion.

(ii) For vehicles that allow the auxiliary power unit to be manually activated, turn off the vehicle two seconds after the end of the last deceleration.

7.4.5 Subparagraph (e). [No change.]

7.5 Optional Cold Start US06 Range Test.

7.5.1 **Cold soak and vehicle charging.** The vehicle shall be stored at an ambient temperature not less than 68°F (20°C) and not more than 86°F (30°C) for 12 to 36 hours. During this time, the vehicle battery shall be charged to a full state-of-charge. The vehicle must be turned off during charging. Charge time shall not exceed soak time.

7.5.2 At the end of the cold soak period, the vehicle shall be placed or pushed onto a dynamometer, and shall be driven on a continuous US06 test cycle until either:

(a) the auxiliary power unit starts, or

(b) the vehicle can no longer meet the speed trace limits of the US06 driving schedule as specified in CFR 86 Appendix I to within 2 mph higher than the highest point on the trace within 1 second for the upper limit or within 2 mph lower than the lowest point on the trace within 1 second for the lower limit.

When either of these conditions is met, the test shall be ended. The range for this test, in miles, shall be the distant driven from the start of the test to when condition (a) or (b) is met. Emission sampling is not required for this test.

8. 50°F and 20°F Test Provision for Off-Vehicle Charge Capable Hybrid Electric Vehicles.

50°F testing shall be conducted pursuant to section ~~FG~~.5 with the modifications in Part II, Section C of the “California Exhaust Emission Standards and Test Procedures for 2001 and Subsequent Model Year Passenger Cars, Light Duty Trucks, and Medium Duty Vehicles” and the additional following revisions.

20°F testing shall be conducted pursuant to section ~~FG~~.5 and shall include the temperature provisions in 40 CFR Part 86 Subpart C - Emission Regulations for 1994 and Later Model Year Gasoline-Fueled New Light-Duty Vehicles, New Light-Duty Trucks and New Medium-Duty Passenger Vehicles; Cold Temperature Test Procedures.

For 50°F and 20°F charge depleting testing, vehicle charging, prior to emissions testing, shall be performed during the soak period at 50°F and 20°F, respectively.

8.1 To satisfy test requirements for the 50°F emission test, the vehicle shall be tested in the worst case (NMOG + NOx) of the urban charge depleting range test or urban charge sustaining emission test as defined in section ~~FG~~.5. To satisfy test requirements for the 20°F emission test, the vehicle shall be tested in the worst case (CO) of the urban charge depleting range test or urban charge sustaining emission test as defined in section ~~FG~~.5. For the 20°F and 50°F emission tests, the vehicle is not required to meet SOC net tolerances.

8.2 If the worst case for emissions is charge sustaining operation, the vehicle shall be preconditioned, and one of the following two emission test options must be performed.

(i) A three phase test that includes phase one as the first 505 seconds of the UDDS, phase two as 506 seconds to the end of the UDDS, a 10 minute key-off soak period, and phase three the first 505 seconds of the UDDS. The first two phases test shall be counted as the first UDDS and the second and third phases will constitute the second UDDS. Emission weighting is as follows:

$$Y_{wm} = 0.43 * \left(\frac{Y_1 + Y_2}{D_1 + D_2} \right) + 0.57 * \left(\frac{Y_2 + Y_3}{D_2 + D_3} \right)$$

Where:

Y_{wm} = Weighted mass emissions of each pollutant, i.e., THC, CO, THCE, NMOG, NMHCE, CH₄, NO_x, or CO₂, in grams per vehicle mile.

Y_1 = Mass emissions as calculated from phase one of the three phase test.

Y_2 = Mass emissions as calculated from phase two of the three phase test.

Y_3 = Mass emissions as calculated from phase three of the three phase test.

D_1 = The measured driving distance from phase one of the three phase tests, in miles.

D_2 = The measured driving distance from phase two of the three phase tests, in miles.

D_3 = The measured driving distance from phase three of the three phase tests, in miles.

(ii) A two phase test that includes phase one as a UDDS, a 10 minute key-off soak period, and phase two as a UDDS. Emission weighting for the four phase test will follow the procedure outlined in section FG.5.5.1.

8.3 If measurement of worst case emissions requires the urban charge depleting range test to be performed, the vehicle shall be preconditioned and fully charged. The continuous urban test schedule shall then be performed. The UDDS, in which the auxiliary power unit first starts, shall be the cold UDDS. Emissions shall be sampled according to one of the options in section FG.8.2. For the three phase test option, if the auxiliary power unit starts in phase two of the UDDS, phase one emissions are considered zero for emission calculation purposes. Emissions are weighted according to section FG.8.2.

9. Additional Provisions.

9.1 Confirmatory testing may be performed on all tests to establish if higher emissions occur at different states-of-charge in charge depleting mode. This is to ensure that cold start and other emissions standards are not exceeded at other operating SOC's.

9.2 Confirmatory testing may be performed on the US06 test or the manufacturer may provide data to show that potential cold start off-cycle emissions are controlled to the extent that they are controlled for the UDDS.

9.3 Confirmatory testing may be performed on vehicles equipped with an optional charge sustaining operation mode selector with selector set to simulate charge

A-2-G-22

sustaining operation or in actual charge sustaining operation in accordance with section F of these test procedures.

9.4 For an example of an off-vehicle charge capable hybrid electric vehicle with all-electric range and blended operation that has charge depleting actual range and charge depleting cycle range, please see section H1, Figure 1.

9.5 For an example of charge depleting to charge sustaining range with and without transitional range and end of test conditions, please see section H1, Figure 2.

9.6 When determining the SOC tolerance during testing, the current drive cycle may be aborted if the SOC tolerance is met for previous drive cycle.

9.7 If the manufacturer determines there is insufficient fuel to run the subsequent test, the manufacturer may perform a fuel drain and fill or add fuel pursuant to the provisions of the "California Evaporative Emission Standards and Test Procedures for 2001 and Subsequent Model Motor Vehicles."

10. State-of-Charge Net Change Tolerances.

10.1 For vehicles that use a battery as an energy storage device, the following state-of-charge net change tolerance shall apply:

$$(\text{Amp-hr}_{\text{final}})_{\text{max}} = (\text{Amp-hr}_{\text{initial}}) + 0.01 * \left(\frac{NHV_{\text{fuel}} * m_{\text{fuel}}}{V_{\text{system}} * K_1} \right)$$

$$(\text{Amp-hr}_{\text{final}})_{\text{min}} = (\text{Amp-hr}_{\text{initial}}) - 0.01 * \left(\frac{NHV_{\text{fuel}} * m_{\text{fuel}}}{V_{\text{system}} * K_1} \right)$$

Where:

$(\text{Amp-hr}_{\text{final}})_{\text{max}}$	=	Maximum allowed Amp-hr stored in battery at the end of the test
$(\text{Amp-hr}_{\text{final}})_{\text{min}}$	=	Minimum allowed Amp-hr stored in battery at the end of the test
$(\text{Amp-hr}_{\text{initial}})$	=	Battery Amp-hr stored at the beginning of the test
NHV_{fuel}	=	Net heating value of consumable fuel, in Joules/kg
m_{fuel}	=	Total mass of fuel consumed during test, in kg
K_1	=	Conversion factor, 3600 seconds/hour
V_{system}	=	Open circuit voltage (OCV) that corresponds to the SOC of the target SOC during charge sustaining operation. This value shall be submitted for testing purposes, and it shall be subject to confirmation by the Air Resources Board.

An alternate state-of-charge net tolerance may be used if shown to be technically necessary and if approved in advance by the Executive Officer of the Air Resources Board.

10.2 For vehicles that use a capacitor as an energy storage device, the following state-of-charge net change tolerance shall apply:

$$(V_{\text{final}})_{\text{max}} = \sqrt{V_{\text{initial}}^2 + 0.01 * \frac{(2 * NHV_{\text{fuel}} * m_{\text{fuel}})}{C}}$$

$$(V_{\text{final}})_{\text{min}} = \sqrt{V_{\text{initial}}^2 - 0.01 * \frac{(2 * NHV_{\text{fuel}} * m_{\text{fuel}})}{C}}$$

Where:

$(V_{\text{final}})_{\text{max}}$ = The stored capacitor voltage allowed at the end of the test

$(V_{\text{final}})_{\text{min}}$ = The stored capacitor voltage allowed at the end of the test

V_{initial}^2 = The square of the capacitor voltage stored at the beginning of the test

NHV_{fuel} = Net heating value of consumable fuel, in Joules/kg

m_{fuel} = Total mass of fuel consumed during test, in kg

C = Rated capacitance of the capacitor, in Farads

10.3 For vehicles that use an electro-mechanical flywheel as an energy storage device, the following state-of-charge net change tolerance shall apply:

$$(\text{rpm}_{\text{final}})_{\text{max}} = \sqrt{\text{rpm}_{\text{initial}}^2 + 0.01 * \frac{(2 * NHV_{\text{fuel}} * m_{\text{fuel}})}{I * K_3}}$$

$$(\text{rpm}_{\text{final}})_{\text{min}} = \sqrt{\text{rpm}_{\text{initial}}^2 - 0.01 * \frac{(2 * NHV_{\text{fuel}} * m_{\text{fuel}})}{I * K_3}}$$

Where:

$(\text{rpm}_{\text{final}})_{\text{max}}$ = The maximum flywheel rotational speed allowed at the end of the test

$(\text{rpm}_{\text{final}})_{\text{min}}$ = The minimum flywheel rotational speed allowed at the end of the test

$\text{rpm}_{\text{initial}}^2$ = The squared flywheel rotational speed at the beginning of the test

NHV_{fuel} = Net heating value of consumable fuel, in Joules/kg

m_{fuel} = Total mass of fuel consumed during test, in kg

$$K_3 = \text{Conversion factor, } \frac{4\pi^2}{3600 \text{ sec}^2 - \text{rpm}^2}$$

$$I = \text{Rated moment of inertia of the flywheel, in kg-m}^2$$

11. Calculations – Equivalent All-Electric Range for Off-Vehicle Charge Capable Hybrid Electric Vehicles.

11.1 Charge Depleting CO₂ Produced means the cumulative tailpipe CO₂ emissions produced, M_{cd}, in grams per mile during the charge depleting cycle range.

$$M_{cd} = \sum Y_i$$

where:

Y_i = The sum of the CO₂ grams per mile in the charge depleting mode from each test cycle (UDDS or HFEDS)

i = Number (UDDS or HFEDS) of the test over the charge depleting cycle range, R_{cdc}

11.2 Charge Sustaining CO₂ Produced - urban means the cumulative tailpipe CO₂ emissions produced, M_{cs}, in grams per mile, during the cold start charge sustaining urban test.

$$M_{cs} = Y_c + Y_h * \left[\frac{(R_{cdcu} - D_c)}{D_c} \right]$$

where:

R_{cdcu} = Urban Charge Depleting Cycle Range, in miles

D_c = The measured driving distance from the cold start UDDS, in miles

Y_c = Grams per mile CO₂ emissions as calculated from the cold start UDDS

Y_h = Grams per mile CO₂ emissions as calculated from the hot start UDDS

11.3 Charge Sustaining CO₂ Produced - highway means the grams per mile tailpipe CO₂ emissions produced, M_{cs} , during the cold start charge sustaining highway test.

$$M_{cs} = \left(\frac{R_{cdch}}{D_h} \right) * Y_h$$

where:

R_{cdch} = Highway Charge Depleting Cycle Range, in miles
 D_h = The measured driving distance from the hot start HFEDS, in miles
 Y_h = Grams per mile emissions as calculated from the hot start HFEDS

11.4 Urban Equivalent All-Electric Range ($EAER_u$) shall be calculated as follows:

$$EAER_u = \left(\frac{M_{cs} - M_{cd}}{M_{cs}} \right) * R_{cdcu}$$

where:

M_{cs} is as defined in FG.11.2.
 M_{cd} is as defined in FG.11.1, using the UDDS test cycle.

11.5 Highway Equivalent All-Electric Range ($EAER_h$) shall be calculated as follows:

$$EAER_h = \left[\frac{M_{cs} - M_{cd}}{M_{cs}} \right] * R_{cdch}$$

where:

M_{cs} is as defined in FG.11.3.
 M_{cd} is as defined in FG.11.1, using the HFEDS test cycle.
 R_{cdch} is as defined in FG.11.3

11.6 Electric Range Fraction (%).

The Electric Range Fraction means fraction of the total miles driven electrically (with the engine off) for blended operation hybrid electric vehicles.

The Urban Electric Range Fraction (ERF_u) is calculated as follows:

$$ERF_u (\%) = \left(\frac{EAER_u}{R_{cda}} \right) * 100$$

The Highway Electric Range Fraction (ERF_h) is calculated as follows:

$$ERF_h (\%) = \left(\frac{EAER_h}{R_{cdah}} \right) * 100$$

11.7 Equivalent All-Electric Range Energy Consumption.

The Urban Equivalent All-Electric Range Energy Consumption ($EAEREC_u$) shall be calculated as follows:

$$EAEREC_u (\text{wh/mi}) = \frac{E_{cd}}{EAER_u}$$

where:

E_{cd} = Total electrical energy used to fully charge the vehicle battery from an external power source after the charge depleting test has been completed. This shall be calculated for both AC and DC energy.

The Highway Equivalent All-Electric Range Energy Consumption ($EAEREC_h$) shall be calculated as follows:

$$EAEREC_h (\text{wh/mi}) = \frac{E_{cd}}{EAER_h}$$

where:

E_{cd} = Total electrical energy used to fully charge the vehicle battery from an external power source after the charge depleting test has been completed. This shall be calculated for both AC and DC energy.

11.8 The Urban Charge Depleting Cycle Range, R_{cdcu} , (see section H for an illustration of R_{cdcu}) shall be defined as the distance traveled on the Urban Charge Depleting Procedure up to the UDDS prior to where the state-of-charge is above the lower bound state-of-charge tolerance for one test cycle given by:

$$(\text{Amp-hr}_{\text{final}})_{\text{min}} = (\text{Amp-hr}_{\text{initial}}) - 0.01 * \left(\frac{NHV_{\text{fuel}} * m_{\text{fuel}}}{V_{\text{system}} * K_1} \right)$$

Where:

$(\text{Amp-hr}_{\text{final}})_{\text{min}}$	=	Minimum allowed Amp-hr stored in battery at the end of the test
$(\text{Amp-hr}_{\text{initial}})$	=	Battery Amp-hr stored at the beginning of the test
NHV_{fuel}	=	Net heating value of consumable fuel, in Joules/kg
m_{fuel}	=	Total mass of fuel consumed during test, in kg
K_1	=	Conversion factor, 3600 seconds/hour
V_{system}	=	Open circuit voltage (OCV) that corresponds to the SOC of the target SOC during charge sustaining operation. This value shall be submitted for testing purposes, and it shall be subject to confirmation by the Air Resources Board.

11.9 The Charge Depleting Actual Range, R_{cda} , shall be defined as the range at which the state-of-charge is first equal to the average state-of-charge of the one or two UDDSs used to end the Urban Charge Depleting Test. This range must be reported to the nearest 0.1 miles. For an illustration of R_{cda} see section H.

11.10 The Charge Depleting to Charge Sustaining Urban Range shall be defined as the distance driven in miles from the start of the Urban Charge Depleting Test through the UDDS preceding the one or two UDDSs used to end the Urban Charge Depleting Test.

11.11 The Highway Charge Depleting Cycle Range, R_{cdch} , shall be defined as the sum of the distance traveled on the Highway Charge Depleting Test up to the HFEDS prior to where the state-of-charge is above the lower bound state-of-charge tolerance for one test cycle given by:

$$(\text{Amp-hr}_{\text{final}})_{\text{min}} = (\text{Amp-hr}_{\text{initial}}) - 0.01 * \left(\frac{\text{NHV}_{\text{fuel}} * m_{\text{fuel}}}{V_{\text{system}} * K_1} \right)$$

Where:

$(\text{Amp-hr}_{\text{final}})_{\text{min}}$	=	Minimum allowed Amp-hr stored in battery at the end of the test
$(\text{Amp-hr}_{\text{initial}})$	=	Battery Amp-hr stored at the beginning of the test
NHV_{fuel}	=	Net heating value of consumable fuel, in Joules/kg
m_{fuel}	=	Total mass of fuel consumed during test, in kg
K_1	=	Conversion factor, 3600 seconds/hour
V_{system}	=	Open circuit voltage (OCV) that corresponds to the SOC of the target SOC during charge sustaining operation. This value shall be submitted for testing purposes, and it shall be subject to confirmation by the Air Resources Board.

11.12 The Charge Depleting to Charge Sustaining Highway Range shall be defined as the distance driven in miles from the start of the Highway Charge Depleting Test through the HFEDS preceding the final HFEDS.

11.13 The Urban Equivalent All Electric Range for vehicles with an urban charge depleting actual range greater than 40 miles, $EAER_{u40}$, is determined through the following equation:

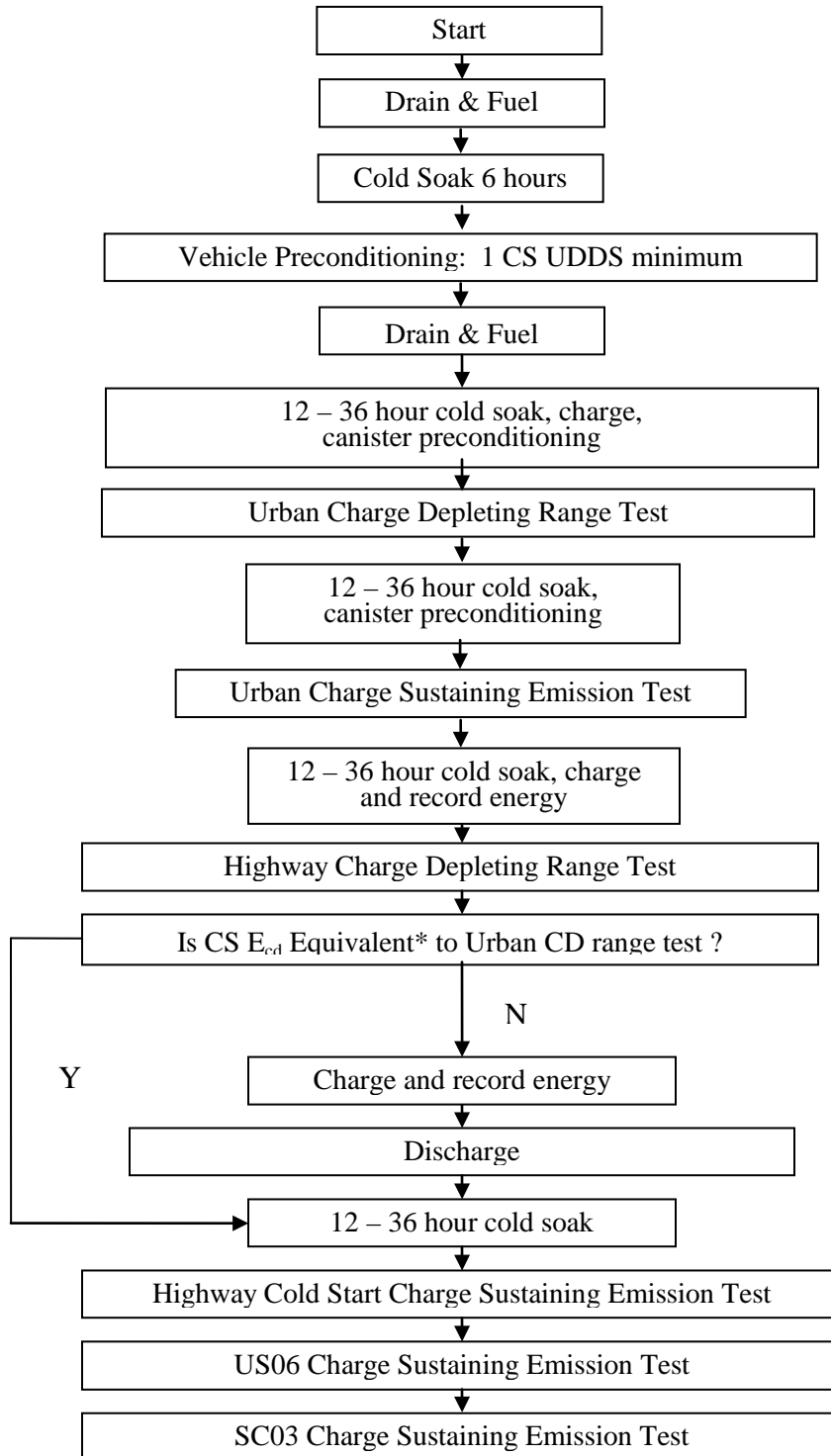
$$EAER_{u40} \text{ (miles)} = \left(\frac{ERF_u \times 40 \text{ mi}}{100} \right)$$

**GH. Off-Vehicle Charge Capable Hybrid Electric Vehicle Exhaust
Emission Test Sequence.**

[This page left intentionally blank for formatting purposes.]

Off-Vehicle Charge Capable HEV Exhaust Emissions Test Sequence

* Equivalent to within $\pm 1\%$ of AC energy used to charge battery to full state of charge



HJ. Examples of Off-Vehicle Charge Capable Hybrid Electric Vehicle Terminology.

[This page left intentionally blank for formatting purposes.]

Example of an Off-Vehicle Charge Capable HEV with AER and Blended Operation Undergoing the Urban Charge Depleting Range Test

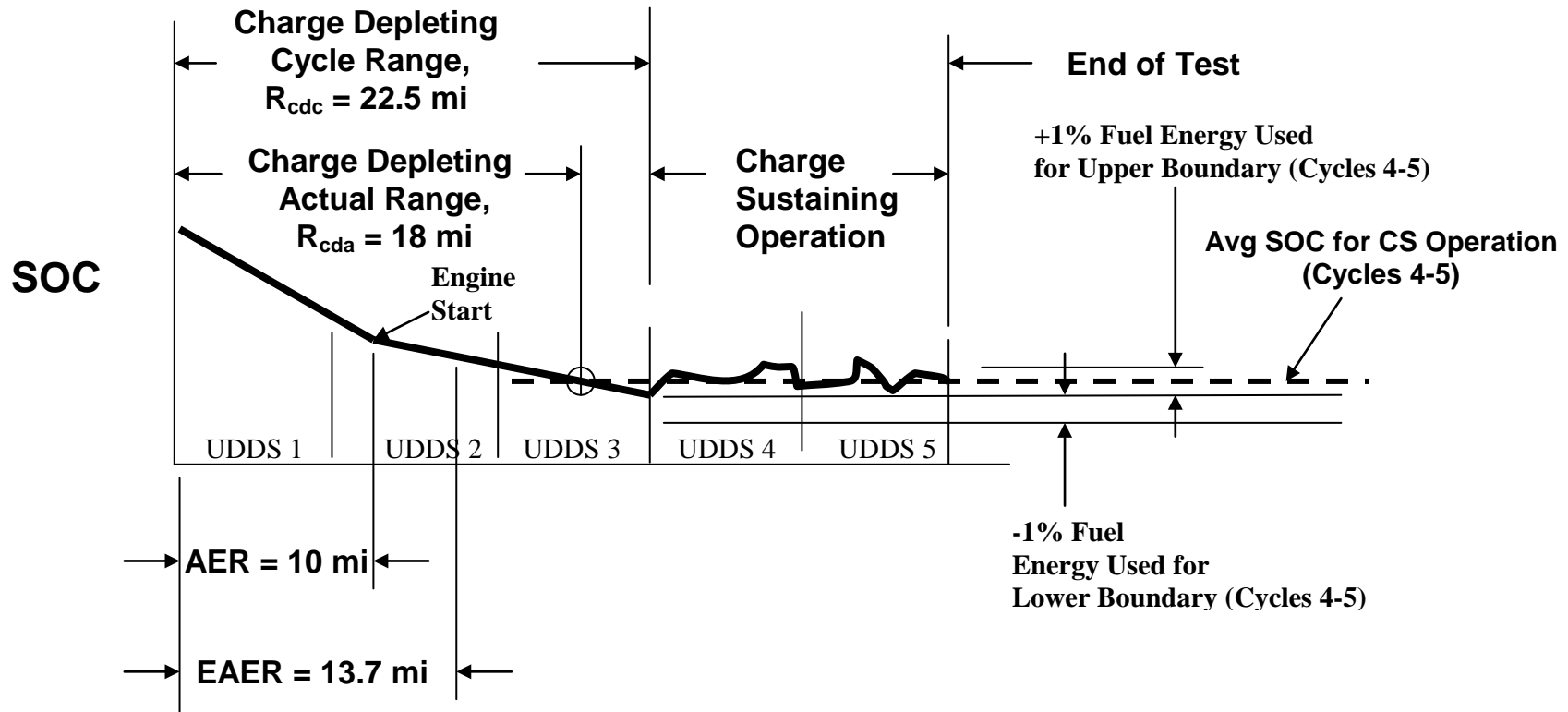
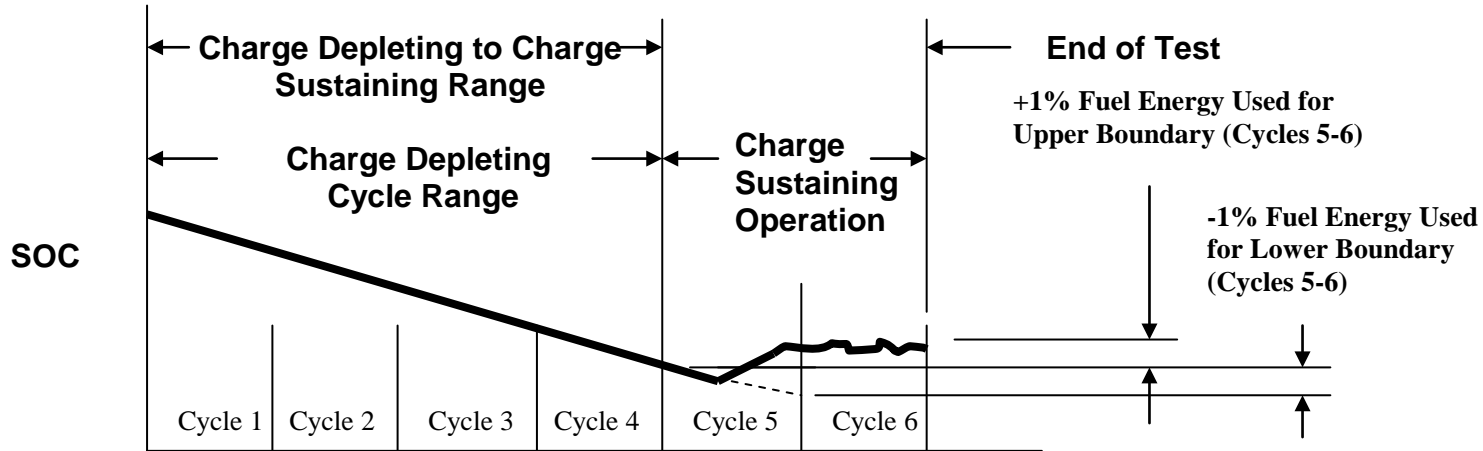


Figure 1

Example of Urban End of Test Conditions for Off-Vehicle Charge Capable HEV



Example of Urban End of Test Conditions for Off-Vehicle Charge Capable HEV with Transitional Range

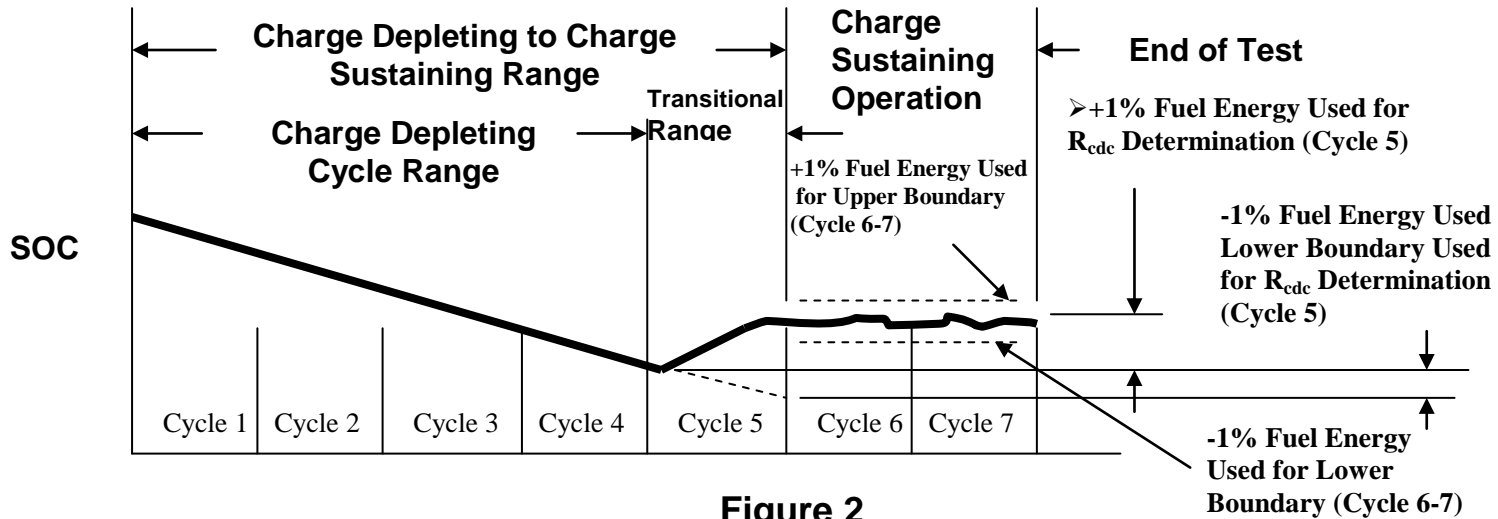


Figure 2

IJ. Test Procedures for 2009 through 2011 Model Zero-Emission Vehicles and Hybrid-Electric Vehicles.

The “as adopted or amended dates” of the 40 CFR Part 86 regulations referenced by this document are the dates identified in the “California Exhaust Emission Standards and Test Procedures for 2001 and Subsequent Model Passenger Cars, Light-Duty Trucks and Medium-Duty Vehicles.”

1. Electric Dynamometer. All ZEVs must be tested using a 48-inch single roll electric dynamometer meeting the requirements of 40 CFR Subpart B, §86.108-00(b)(2).

2. Vehicle and Battery Break-In Period. A manufacturer shall use good engineering judgment in determining the proper stabilized emissions mileage test point and report same according to the requirements of section D.2.11 above.

3. All-Electric Range Test. All 2009 through 2011 ZEVs and only off-vehicle charge capable hybrid electric vehicles shall be subject to the All-Electric Range Test specified below for the purpose of determining the energy efficiency and operating range of a ZEV or of an off-vehicle charge capable hybrid electric vehicle operating without the use of its auxiliary power unit. For hybrid electric vehicles, the manufacturer may elect to conduct the All-Electric Range Test prior to vehicle preconditioning in the exhaust and evaporative emission test sequence specified in the “California Evaporative Emission Standards and Test Procedures for 2001 and Subsequent Model Motor Vehicles”.

3.1 Cold soak. The vehicle shall be stored at an ambient temperature not less than 68°F (20°C) and not more than 86°F (30°C) for 12 to 36 hours. During this time, the vehicle’s battery shall be charged to a full state-of-charge.

3.2 Driving schedule.

3.2.1 Determination of Urban All-Electric Range.

(a) At the end of the cold soak period, the vehicle shall be placed, either driven or pushed, onto a dynamometer and operated through successive Urban Dynamometer Driving Schedules (UDDS), 40 CFR, Part 86, Appendix I, which is incorporated herein by reference. A 10-minute soak shall follow each UDDS cycle.

(b) For vehicles with a maximum speed greater than or equal to the maximum speed on the UDDS cycle, this test sequence shall be repeated until the vehicle is no longer able to maintain either the speed or time tolerances in 40 CFR §86.115-00 (b)(1) and (2), or the manufacturer determines that the test should be terminated for safety reasons, e.g. excessively high battery temperature, abnormally low battery voltage, etc. For off-vehicle charge capable hybrid electric vehicles, this determination shall be performed without the use of the auxiliary power unit.

(c) For vehicles with a maximum speed less than the maximum speed on the UDDS cycle, the vehicle shall be operated at maximum available power (or full throttle) when the vehicle cannot achieve the speed trace within the speed and time tolerances specified in 40 CFR § 86.115-00(b)(1) and (2). The test shall be terminated when the vehicle speed when operated at maximum available power (or full throttle) falls below 95 percent of the maximum speed initially achieved on the UDDS cycle or when the battery state-of-charge is depleted to the lowest level allowed by the manufacturer, or the manufacturer determines that the test should be terminated for safety reasons, e.g. excessively high battery temperature, abnormally low battery voltage, etc., whichever occurs first. For off-vehicle charge capable hybrid electric vehicles, this determination shall be performed without the use of the auxiliary power unit.

3.2.2 Determination of Highway All-Electric Range.

(a) At the end of the cold soak period, the vehicle shall be placed, either driven or pushed, onto a dynamometer and operated through two successive Highway Fuel Economy Driving Schedules (HFEDS), 40 CFR, Part 600, Appendix I, which is incorporated herein by reference. There shall be a 15 second zero speed with key on and brake depressed between two cycles and a 10-minute soak following the two HFEDS cycles.

(b) For vehicles with a maximum speed greater than or equal to the maximum speed on the HFEDS cycle, this test sequence shall be repeated until the vehicle is no longer able to maintain either the speed or time tolerances in 40 CFR § 86.115-00 (b)(1) and (2), or the manufacturer determines that the test should be terminated for safety reasons, e.g. excessively high battery temperature, abnormally low battery voltage, etc. For off-vehicle charge capable hybrid electric vehicles, this determination is optional and shall be performed without the use of the auxiliary power unit.

(c) For vehicles with a maximum speed less than the maximum speed on the HFEDS cycle, the vehicle shall be operated at maximum available power (or full throttle) when the vehicle cannot achieve the speed trace within the speed and time tolerances specified in 40 CFR § 86.115-00(b)(1) and (2). The test shall be terminated when the vehicle speed when operated at maximum available power (or full throttle) falls below 95 percent of the maximum speed initially achieved on the HFEDS cycle or when the battery state-of-charge is depleted to the lowest level allowed by the manufacturer, or the manufacturer determines that the test should be terminated for safety reasons, e.g. excessively high battery temperature, abnormally low battery voltage, etc., whichever occurs first. For off-vehicle charge capable hybrid electric vehicles, this determination shall be performed without the use of the auxiliary power unit.

(d) NEVs are exempt from the highway all-electric range test.

3.2.3 Recording requirements. Once the vehicle is no longer able to maintain the speed and time requirements specified in (2) above, or once the auxiliary power unit turns on, in the case of an off-vehicle charge capable hybrid electric vehicle, the vehicle shall be brought to an immediate stop and the following data recorded:

- (a) mileage accumulated during the All-Electric Range Test;
- (b) Net DC energy from the battery that was expended during the All-Electric Range Test (may be reported as the total DC battery energy output and the total DC battery energy input during the All-Electric Range Test);
- (c) AC energy required to fully charge the battery after the All-Electric Range Test from the point where electricity is introduced from the electric outlet to the battery charger; and
- (d) DC energy required to fully charge the battery after the All-Electric Range Test from the point where electricity is introduced from the battery charger to the battery.

Battery charging shall begin within 1 hour after terminating the All-Electric Range Test.

3.2.4 Regenerative braking. Regenerative braking systems may be utilized during the range test. The braking level, if adjustable, shall be set according to the manufacturer's specifications prior to the commencement of the test. The driving schedule speed and time tolerances specified in (2) shall not be exceeded due to the operation of the regenerative braking system.

4. Determination of Battery Specific Energy for ZEVs.

Determine the specific energy of batteries used to power a ZEV in accordance with the U.S. Advanced Battery Consortium's Electric Vehicle Battery Procedure Manual (January 1996), Procedure No. 2, "Constant Current Discharge Test Series," using the C/3 rate. The weight calculation must reflect a completely functional battery system as defined in the Appendix of the Manual, including pack(s), required support ancillaries (e.g., thermal management), and electronic controller.

5. Determination of the Emissions of the Fuel-fired Heater for Vehicles Other Than ZEVs.

The exhaust emissions result of the fuel-fired heater shall be determined by operating at a maximum heating capacity with a cold start between 68°F and 86°F for a period of 20 minutes and dividing the grams of emissions by 20. The resulting grams per minute shall be multiplied by 3.0 minutes per mile for a grams per mile value.

6. Hybrid Electric Vehicle FTP Emission Test Provisions.

Alternative procedures may be used if shown to yield equivalent results and if approved in advance by the Executive Officer of the Air Resources Board.

6.1 Vehicle Preconditioning.

To be conducted pursuant to the "California Evaporative Emission Standards and Test Procedures for 2001 and Subsequent Model Motor Vehicles" with the following supplemental requirements:

6.1.1 Battery state-of-charge shall be set prior to initial fuel drain and fill before vehicle preconditioning.

6.1.2 For hybrid electric vehicles that do not allow manual activation of the auxiliary power unit, battery state-of-charge shall be set at a level that causes the hybrid electric vehicle to operate the auxiliary power unit for the maximum possible cumulative amount of time during the preconditioning drive.

6.1.3 For hybrid electric vehicles that allow manual activation of the auxiliary power unit, battery state-of-charge shall be set at a level that satisfies one of the following conditions:

- (i) If the hybrid electric vehicle is charge-sustaining over the UDDS, battery state-of-charge shall be set at the lowest level allowed by the manufacturer.
- (ii) If the hybrid electric vehicle is charge-depleting over the UDDS, battery state-of-charge shall be set at the level recommended by the manufacturer for activating the auxiliary power unit when operating in urban driving conditions.

6.1.4 After setting battery state-of-charge, the hybrid electric vehicle shall be pushed or towed to a work area for fuel drain and fill according to sections D.1.1. and D.1.2. of the "California Evaporative Emission Standards and Test Procedures for 2001 and Subsequent Model Motor Vehicles".

6.1.5 Following fuel drain and fill, the vehicle shall be pushed or towed into position on a dynamometer and preconditioned. If the auxiliary power unit is capable of being manually activated, the auxiliary power unit shall be manually activated at the beginning of and operated throughout the preconditioning drive.

6.1.6 Within five minutes of completing preconditioning drive, battery state-of-charge shall be set at a level that satisfies one of the following conditions:

(i) If the hybrid electric vehicle does not allow manual activation of the auxiliary power unit and is charge-sustaining over the UDDS, then set battery state-of-charge to a level such that the SOC Criterion (see section B., Definitions, of these procedures) would be satisfied for the dynamometer procedure (section 6.2 of these procedures). If off-vehicle charging is required to increase battery state-of-charge for proper setting, off-vehicle charging shall occur during 12 to 36 hour soak period.

(ii) If the hybrid electric vehicle does not allow manual activation of the auxiliary power unit and is charge-depleting over the UDDS, then no battery state-of-charge adjustment is permissible.

(iii) If the hybrid electric vehicle does allow manual activation of the auxiliary power unit, then set battery state-of-charge to manufacturer recommended level for activating the auxiliary power unit when the hybrid electric vehicle is operating in urban driving conditions.

6.2 Dynamometer Procedure

To be conducted pursuant to 40 CFR § 86.135-00 with the following revisions:

6.2.1 Amend subparagraph (a): Overview. The dynamometer run consists of two tests, a “cold” start test, after a minimum 12-hour and a maximum 36-hour soak pursuant to the provisions of the “California Evaporative Emission Standards and Test Procedures for 2001 and Subsequent Model Motor Vehicles”, and a “hot” start test following the “cold” start test by 10 minutes. Vehicle startup (with all accessories turned off), operation over the UDDS and vehicle shutdown make a complete cold start test. Vehicle startup and operation over the UDDS and vehicle shutdown make a complete hot start test. The exhaust emissions are diluted with ambient air in the dilution tunnel as shown in Figure B94-5 and Figure B94-6. A dilution tunnel is not required for testing vehicles waived from the requirement to measure particulates. Four particulate samples are collected on filters for weighing; the first sample plus backup is collected during the cold start test (including shutdown); the second sample plus backup is collected during the hot start test (including shutdown). Continuous proportional samples of gaseous emissions are collected for analysis during each test. For hybrid electric vehicles with gasoline-fueled, natural gas-fueled and liquefied petroleum gas-fueled Otto-cycle auxiliary power units, the composite samples collected in bags are analyzed for THC, CO, CO₂, CH₄ and NO_x. For hybrid electric vehicles with petroleum-fueled diesel-cycle auxiliary power units (optional for natural gas-fueled, liquefied petroleum gas-fueled and methanol-fueled diesel-cycle vehicles), THC is sampled and analyzed continuously pursuant to the provisions of § 86.110. Parallel samples of the dilution air are similarly analyzed for THC, CO, CO₂, CH₄ and NO_x. For hybrid electric vehicles with natural gas-fueled, liquefied petroleum gas-fueled and

methanol-fueled auxiliary power units, bag samples are collected and analyzed for THC (if not sampled continuously), CO, CO₂, CH₄ and NO_x. For hybrid electric vehicles with methanol-fueled auxiliary power units, methanol and formaldehyde samples are taken for both exhaust emissions and dilution air (a single dilution air formaldehyde sample, covering the total test period may be collected). Parallel bag samples of dilution air are analyzed for THC, CO, CO₂, CH₄ and NO_x.

6.2.2 Subparagraph (d). [No change.]

6.2.3 Amend subparagraph (h): The driving distance, as measured by counting the number of dynamometer roll or shaft revolutions, shall be determined for the cold start test and hot start test. The revolutions shall be measured on the same roll or shaft used for measuring the vehicle's speed.

6.3 Dynamometer Test Run, Gaseous and Particulate Emissions

To be conducted pursuant to 40 CFR § 86.137-96 with the following revisions:

6.3.1 Amend subparagraph (a): General. The dynamometer run consists of two tests, a cold start test, after a minimum 12-hour and a maximum 36-hour soak pursuant to the provisions of the "California Evaporative Emission Standards and Test Procedures for 2001 and Subsequent Model Motor Vehicles" and a hot start test following the cold start test by 10 minutes. The vehicle shall be stored prior to the emission test in such a manner that precipitation (e.g., rain or dew) does not occur on the vehicle. The complete dynamometer test consists of a cold start drive of 7.5 miles (12.1 km) and a hot start drive of 7.5 miles (12.1 km). The vehicle is allowed to stand on the dynamometer during the 10 minute time period between the cold and hot start tests.

6.3.2 Amend subparagraph (b)(9): Start the gas flow measuring device, position the sample selector valves to direct the sample flow into the exhaust sample bag, the methanol exhaust sample, the formaldehyde exhaust sample, the dilution air sample bag, the methanol dilution air sample and the formaldehyde dilution air sample (turn on the petroleum-fueled diesel-cycle THC analyzer system integrator, mark the recorder chart, start particulate sample pump No. 1, and record both gas meter or flow measurement instrument readings, if applicable), and turn the key on. If the auxiliary power unit is capable of being manually activated, the auxiliary power unit shall be activated at the beginning of and operated throughout the UDDS.

6.3.2 Delete subparagraph (13).

6.3.3 Amend subparagraph (14): Turn the vehicle off 2 seconds after the end of the last deceleration (at 1,369 seconds).

6.3.4 Amend subparagraph (15): Five seconds after the vehicle is shutdown, simultaneously turn off gas flow measuring device No. 1 and if applicable, turn off the hydrocarbon integrator No. 1, mark the hydrocarbon recorder chart, turn off the No. 1 particulate sample pump and close the valves isolating particulate filter No. 1, and position the sample selector valves to the "standby" position. Record the measured roll or shaft revolutions (both gas meter or flow measurement instrumentation readings), and reset the counter. As soon as possible, transfer the exhaust and dilution air samples to the analytical system and process the samples pursuant to § 86.140, obtaining a stabilized reading of the exhaust bag sample on all analyzers within 20 minutes of the end of the sample collection phase of the test. Obtain methanol and formaldehyde sample analyses, if applicable, within 24 hours of the end of the sample period. (If it is not possible to perform analysis on the methanol and formaldehyde samples within 24 hours, the samples should be stored in a dark cold (4°C to 10°C) environment until analysis. The samples should be analyzed within fourteen days.) If applicable, carefully remove both pairs of particulate sample filters from their respective holders, and place each in a separate petri dish, and cover.

6.3.3 Amend subparagraph (18): Repeat the steps in paragraphs (b)(2) through (b)(17) of this section for the hot start test. The step in paragraph (b)(9) of this section shall begin between 9 and 11 minutes after the end of the sample period for the cold start test.

6.3.4 Delete subparagraph (19).

6.3.5 Delete subparagraph (20).

6.3.6 Amend subparagraph (21): As soon as possible, and in no case longer than one hour after the end of the hot start phase of the test, transfer the four particulate filters to the weighing chamber for post-test conditioning, if applicable. For hybrid electric vehicles that do not allow manual activation of the auxiliary power unit and are charge-sustaining over the UDDS, a valid test shall satisfy the SOC Criterion (see Definitions, section B of these procedures).

6.3.7 Amend subparagraph (24): Vehicles to be tested for evaporative emissions will proceed pursuant to the "California Evaporative Emission Standards and Test Procedures for 2001 and Subsequent Model Motor Vehicles".

6.4 Calculations - Exhaust Emissions

To be conducted pursuant to 40 CFR §86.144-94 with the following revisions:

6.4.1 Amend subparagraph (a): For light-duty vehicles and light duty trucks:

$$Y_{wm} = 0.43 \frac{Y_c}{D_c} + 0.57 \frac{Y_h}{D_h}$$

Where:

(1) Y_{wm} = Weighted mass emissions of each pollutant, i.e., THC, CO, THCE, NMHC, NMHCE, CH₄, NO_x, or CO₂, in grams per vehicle mile.

(2) Y_c = Mass emissions as calculated from the cold start test, in grams per test.

(3) Y_h = Mass emissions as calculated from the hot start test, in grams per test.

(4) D_c = The measured driving distance from the cold start test, in miles.

(5) D_h = The measured driving distance from the hot start test, in miles.

6.5 Calculations - Particulate Emissions

To be conducted pursuant to 40 CFR §86.145-82 with the following revisions:

6.5.1 Amend subparagraph (a): The final reported test results for the mass particulate (M_p) in grams/mile shall be computed as follows:

$$M_p = 0.43 \frac{M_{pc}}{D_c} + 0.57 \frac{M_{ph}}{D_h}$$

Where:

(1) M_{pc} = Mass of particulate determined from the cold start test, in grams per vehicle mile. (See § 86.110-94 for determination.)

(2) M_{ph} = Mass of particulate determined from the hot start test, in grams per vehicle mile. (See § 86.110-94 for determination.)

(3) D_c = The measured driving distance from the cold start test, in miles.

(4) D_h = The measured driving distance from the hot start test, in miles.

7. Hybrid Electric Vehicle Highway Emission Test Provisions

To be conducted pursuant to 40 CFR § 600.111-93 with the following revisions:

7.1 Amend subparagraph (b)(2): The highway fuel economy test is designated to simulate non-metropolitan driving with an average speed of 48.6 mph and a maximum speed of 60 mph. The cycle is 10.2 miles long with 0.2 stop per mile and consists of warmed-up vehicle operation on a chassis dynamometer through a specified driving cycle. A proportional part of the diluted exhaust emission is collected continuously for subsequent analysis of THC, CO, CO₂, and NO_x using a constant volume (variable dilution) sampler. Diesel dilute exhaust is continuously analyzed for hydrocarbons using a heated sample line and analyzer. Methanol and formaldehyde samples are collected and individually analyzed for methanol-fueled vehicles.

7.2 Amend subparagraph (f)(3): Only one exhaust sample and one background sample are collected and analyzed for THC (except diesel hydrocarbons which are analyzed continuously), CO, CO₂, and NO_x. Methanol and formaldehyde samples (exhaust and dilution air) are collected and analyzed for methanol-fueled vehicles.

7.3 Add subparagraph (f)(5): Battery state-of-charge shall be set prior to performing the HFEDS preconditioning cycle. For hybrid electric vehicles that do not allow manual activation of the auxiliary power unit, battery state-of-charge shall be set at a level that causes the hybrid electric vehicle to operate the auxiliary power unit for the maximum possible cumulative amount of time during the HFEDS preconditioning cycle. For hybrid electric vehicles that allow manual activation of the auxiliary power unit, battery state-of-charge shall be set at a level that satisfies one of the following conditions:

(i) If the hybrid electric vehicle is charge-sustaining over the HFEDS, battery state-of-charge shall be set at the lowest level allowed by the manufacturer.

(ii) If the hybrid electric vehicle is charge-depleting over the HFEDS, battery state-of-charge shall be set at the level recommended by the manufacturer for activating the auxiliary power unit when operating in highway driving conditions.

7.4 Amend subparagraph (h)(5): Operate the vehicle over one HFEDS preconditioning cycle according to the dynamometer driving schedule specified in § 600.109(b). If the auxiliary power unit is capable of being manually activated, the auxiliary power unit shall be manually activated at the beginning of and operated throughout the HFEDS preconditioning cycle.

7.5 Amend subparagraph (h)(6): When the vehicle reaches zero speed at the end of the HFEDS preconditioning cycle, the driver has 17 seconds to prepare for the

HFEDS emission measurement cycle of the test. Reset and enable the roll revolution counter. During the idle period, one of the following conditions shall apply:

(i) For hybrid electric vehicles that do not allow the auxiliary power unit to be manually activated and are charge-sustaining over the HFEDS, the vehicle shall be momentarily turned off for 5 seconds and turned back on during the idle period. The battery state-of-charge shall be recorded after the hybrid electric vehicle has fully turned on.

(ii) For hybrid electric vehicles that do not allow the auxiliary power unit to be manually activated and are charge-depleting over the HFEDS, the vehicle shall remain turned on during the idle period.

(iii) For hybrid electric vehicles that allow the auxiliary power unit to be manually activated, the vehicle shall remain turned on with the auxiliary power unit operating during the idle period.

7.6 Add subparagraph (h)(9): At the conclusion of the HFEDS emission test, one of the following conditions shall apply:

(i) For hybrid electric vehicles that do not allow the auxiliary power unit to be manually activated and are charge-sustaining over the HFEDS, record the battery state-of-charge to determine if the SOC Criterion (see Definitions, section B of these procedures) is satisfied. If the SOC Criterion is not satisfied, then repeat dynamometer test run from subparagraph (h)(6). A total of three highway emission tests shall be allowed to satisfy the SOC Criterion. Manufacturers may elect to repeat dynamometer test run from subparagraph (h)(6) if battery energy level increased significantly relative to the initial battery state-of-charge set at the beginning of the HFEDS emission test.

(ii) For hybrid electric vehicles that do not allow the auxiliary power unit to be manually activated and are charge-depleting over the HFEDS, the emission test is completed.

(iii) For hybrid electric vehicles that allow the auxiliary power unit to be manually activated, the emission test is completed.

8. Hybrid Electric Vehicle SFTP Emission Test Provisions

8.1 US06 Vehicle Preconditioning

To be conducted pursuant to 40 CFR § 86.132-00 with the following revisions:

8.1.1 Amend subparagraph (n): Aggressive Driving Test (US06) Preconditioning. (1) If the US06 test follows the exhaust emission FTP or

evaporative testing, the refueling step may be deleted and the vehicle may be preconditioned using the fuel remaining in the tank (see paragraph (c)(2)(ii) of this section). The test vehicle may be pushed or driven onto the test dynamometer provided that battery state-of-charge has not been set; otherwise, if battery state-of-charge is set prior to securing vehicle on dynamometer, vehicle shall be pushed or towed into position on dynamometer. Battery state-of-charge shall be set prior to performing the US06 preconditioning cycle. For hybrid electric vehicles that do not allow manual activation of the auxiliary power unit, battery state-of-charge shall be set at a level that causes the hybrid electric vehicle to operate the auxiliary power unit for the maximum possible cumulative amount of time during the US06 preconditioning drive. For hybrid electric vehicles that allow manual activation of the auxiliary power unit, battery state-of-charge shall be set at a level that satisfies one of the following conditions:

(i) If the hybrid electric vehicle is charge-sustaining over the US06, battery state-of-charge shall be set at the lowest level allowed by the manufacturer. The auxiliary power unit shall be manually activated at the beginning of and operated throughout the US06 preconditioning cycle.

(ii) If the hybrid electric vehicle is charge-depleting over the US06, battery state-of-charge shall be set at the level recommended by the manufacturer for activating the auxiliary power unit when operating in highway driving conditions. The auxiliary power unit shall be manually activated at the beginning of and operated throughout the US06 preconditioning cycle.

8.1.2 Delete subparagraphs (n)(1)(i) and (n)(1)(ii).

8.2 US06 Emission Test

To be conducted pursuant to 40 CFR §86.159-00 with the following revisions:

8.2.1 Amend subparagraph (a): Overview. The dynamometer operation consists of a single, 600 second test on the US06 driving schedule, as described in appendix I, paragraph (g), of this part. The hybrid electric vehicle is preconditioned in accordance with § 86.132-00, to bring it to a warmed-up stabilized condition. This preconditioning is followed by a 1 to 2 minute idle period that proceeds directly into the US06 driving schedule during which continuous proportional samples of gaseous emissions are collected for analysis. If engine stalling should occur during testing, follow the provisions of § 86.136-90 (engine starting and restarting). For hybrid electric vehicles with gasoline-fueled Otto-cycle auxiliary power units, the composite samples collected in bags are analyzed for THC, CO, CO₂, CH₄ and NO_x. For hybrid electric vehicles with petroleum-fueled diesel-cycle auxiliary power units, THC is sampled and analyzed continuously according to the provisions of § 86.110. Parallel bag samples of dilution air are analyzed for THC, CO, CO₂, CH₄ and NO_x.

8.2.2 Amend subparagraph (b)(2): Position (vehicle shall be pushed or towed if battery state-of-charge is set prior to securing to dynamometer otherwise vehicle may be driven as well) the test vehicle on the dynamometer and restrain.

8.2.3 Amend subparagraph (d): Practice runs over the prescribed driving schedule may be performed at test point, provided that battery state-of-charge setting is conducted after practice and an emission sample is not taken, for the purpose of finding the appropriate throttle action to maintain the proper speed-time relationship, or to permit sampling system adjustment.

8.2.4 Amend subparagraph (f)(2)(i): Immediately after completion of the US06 preconditioning cycle, idle the vehicle. The idle period is not to be less than one minute or not greater than two minutes. During the idle period, one of the following conditions shall apply:

(i) For hybrid electric vehicles that do not allow the auxiliary power unit to be manually activated and are charge-sustaining over the US06, the vehicle shall be momentarily turned off for 5 seconds and turned back on during the idle period. The battery state-of-charge shall be recorded after the hybrid electric vehicle has fully turned on.

(ii) For hybrid electric vehicles that do not allow the auxiliary power unit to be manually activated and are charge-depleting over the US06, the vehicle shall remain turned on during the idle period.

(iii) For hybrid electric vehicles that allow the auxiliary power unit to be manually activated, the vehicle shall remain turned on with the auxiliary power unit operating during the idle period.

8.2.5 Amend subparagraph (f)(2)(ix): At the conclusion of the US06 emission test, one of the following conditions shall apply:

(i) For hybrid electric vehicles that do not allow manual activation of the auxiliary power unit and are charge-sustaining over the US06, record the battery state-of-charge to determine if the SOC Criterion (see Definitions, section B of these procedures) is satisfied. If the SOC Criterion is not satisfied, then repeat dynamometer test run from subparagraph (f)(2)(i). A total of three US06 emission tests shall be allowed to satisfy the SOC Criterion. Manufacturers may elect to repeat dynamometer test run from subparagraph (f)(2)(i) if battery energy level increased significantly relative to the initial battery state-of-charge set at the beginning of US06 emission test.

(ii) For hybrid electric vehicles that do not allow the auxiliary power unit to be manually activated and are charge-depleting over the US06, turn off vehicle 2 seconds after the end of the last deceleration.

(iii) For hybrid electric vehicles that allow the auxiliary power unit to be manually activated, turn off vehicle 2 seconds after the end of the last deceleration.

8.3 SC03 Vehicle Preconditioning

To be conducted pursuant to 40 CFR §86.132-00 with the following revisions:

8.3.1 Amend subparagraph (o): Air Conditioning Test (SC03) Preconditioning. (1) If the SC03 test follows the exhaust emission FTP or evaporative testing, the refueling step may be deleted and the vehicle may be preconditioned using the fuel remaining in the tank (see paragraph (c)(2)(ii) of this section). The test vehicle may be pushed or driven onto the test dynamometer provided that battery state-of-charge has not been set; otherwise, if battery state-of-charge is set prior to securing vehicle on dynamometer, vehicle shall be pushed or towed into position on dynamometer. Battery state-of-charge shall be set prior to performing the SC03 preconditioning cycle. For hybrid electric vehicles that do not allow manual activation of the auxiliary power unit, battery state-of-charge shall be set at a level that causes the hybrid electric vehicle to operate the auxiliary power unit for the maximum possible cumulative amount of time during the SC03 preconditioning drive. For hybrid electric

vehicles that allow manual activation of the auxiliary power unit, battery state-of-charge shall be set at a level that satisfies one of the following conditions:

(i) If the hybrid electric vehicle is charge-sustaining over the SC03, battery state-of-charge shall be set at the lowest level allowed by the manufacturer. The auxiliary power unit shall be manually activated at the beginning of and operated throughout the SC03 preconditioning cycle.

(ii) If the hybrid electric vehicle is charge-depleting over the SC03, battery state-of-charge shall be set at the level recommended by the manufacturer for activating the auxiliary power unit when operating in highway driving conditions. The auxiliary power unit shall be manually activated at the beginning of and operated throughout the SC03 preconditioning cycle.

8.3.2 Delete subparagraphs (o)(1)(i) and (o)(1)(ii).

8.4 SC03 Emission Test

To be conducted pursuant to 40 CFR § 86.160-00 with the following revisions:

8.4.1 Amend subparagraph (a): Overview. The dynamometer operation consists of a single, 594 second test on the SC03 driving schedule, as described in appendix I, paragraph (h), of this part. The hybrid electric vehicle is preconditioned in accordance with §86.132-00 of this subpart, to bring the vehicle to a warmed-up stabilized condition. This preconditioning is followed by a 10 minute vehicle soak (vehicle turned off) that proceeds directly into the SC03 driving schedule, during which continuous proportional samples of gaseous emissions are collected for analysis. The entire test, including the SC03 preconditioning cycle, vehicle soak, and SC03 emission test, is either conducted in an environmental test facility or under test conditions that simulates testing in an environmental test cell (see Sec. 86.162-00 (a) for a discussion of simulation procedure approvals). The environmental test facility must be capable of providing the following nominal ambient test conditions of: 95°F air temperature, 100 grains of water/pound of dry air (approximately 40 percent relative humidity), a solar heat load intensity of 850 W/m², and vehicle cooling air flow proportional to vehicle speed. Section 86.161-00 discusses the minimum facility requirements and corresponding control tolerances for air conditioning ambient test conditions. The vehicle's air conditioner is operated or appropriately simulated for the duration of the test procedure (except for the 10 minute vehicle soak), including the preconditioning. If engine stalling should occur during testing, follow the provisions of §86.136-90 (engine starting and restarting). For hybrid electric vehicles with gasoline-fueled Otto-cycle auxiliary power units, the composite samples collected in bags are analyzed for THC, CO, CO₂, CH₄ and NO_x. For hybrid electric vehicles with petroleum-fueled diesel-cycle auxiliary

power units, THC is sampled and analyzed continuously according to the provisions of § 86.110. Parallel bag samples of dilution air are analyzed for THC, CO, CO₂, CH₄ and NO_x.

8.4.2 Amend subparagraph (b)(2): Position (vehicle shall be pushed or towed if battery state-of-charge is set prior to securing to dynamometer otherwise vehicle may be driven as well) the test vehicle on the dynamometer and restrain.

8.4.3 Amend subparagraph (c)(9): Start vehicle (with air conditioning system also running). If the auxiliary power unit of the hybrid electric vehicle is capable of being manually activated, the auxiliary power unit shall be manually activated at the beginning of and operated throughout the SC03 emission test. Fifteen seconds after the vehicle starts, begin the initial vehicle acceleration of the driving schedule.

8.4.4 Amend subparagraph (c)(12): Turn the vehicle off 2 seconds after the end of the last deceleration.

8.4.5 Amend subparagraph (d)(7): Start vehicle (with air conditioning system also running). If the auxiliary power unit of the hybrid electric vehicle is capable of being manually activated, the auxiliary power unit shall be manually activated at the beginning of and operated throughout the SC03 emission test. Fifteen seconds after the vehicle starts, begin the initial vehicle acceleration of the driving schedule.

8.4.6 Amend subparagraph (d)(10): At the conclusion of the SC03 emission test, one of the following conditions shall apply:

(i) For hybrid electric vehicles that do not allow the auxiliary power unit to be manually activated and are charge-sustaining over the SC03, record the battery state-of-charge to determine if the SOC Criterion (see Definitions, section B of these procedures) is satisfied. If the SOC Criterion is not satisfied, then turn off cooling fan(s), allow vehicle to soak in the ambient conditions of paragraph (c)(5) of this section for 10 ± 1 minutes, and repeat dynamometer test run from subparagraph (d). A total of three SC03 emission tests shall be attempted to satisfy the SOC Criterion. Manufacturers may elect to repeat dynamometer test run from subparagraph (d) following a 10 ± 1 minute soak in the ambient conditions of paragraph (c)(5) of this section if battery energy level increased significantly relative to the initial battery state-of-charge set at the beginning of SC03 emission test.

(ii) For hybrid electric vehicles that do not allow the auxiliary power unit to be manually activated and are charge-depleting over the SC03, turn off vehicle 2 seconds after the end of the last deceleration.

(iii) For hybrid electric vehicles that allow the auxiliary power unit to be manually activated, turn off vehicle 2 seconds after the end of the last deceleration.

9. State-of-Charge Net Change Tolerances

9.1 For hybrid electric vehicles that use a battery as an energy storage device, the following state-of-charge net change tolerance shall apply:

$$(\text{Amp-hr}_{\text{final}})_{\text{max}} = (\text{Amp-hr}_{\text{initial}}) + 0.01 * \frac{(\text{NHV}_{\text{fuel}} * m_{\text{fuel}})}{(\text{V}_{\text{system}} * K_1)}$$

$$(\text{Amp-hr}_{\text{final}})_{\text{min}} = (\text{Amp-hr}_{\text{initial}}) - 0.01 * \frac{(\text{NHV}_{\text{fuel}} * m_{\text{fuel}})}{(\text{V}_{\text{system}} * K_1)}$$

Where:

$(\text{Amp-hr}_{\text{final}})_{\text{max}}$	=	Maximum allowed Amp-hr stored in battery at the end of the test
$(\text{Amp-hr}_{\text{final}})_{\text{min}}$	=	Minimum allowed Amp-hr stored in battery at the end of the test
$(\text{Amp-hr}_{\text{initial}})$	=	Battery Amp-hr stored at the beginning of the test
NHV_{fuel}	=	Net heating value of consumable fuel, in Joules/kg
m_{fuel}	=	Total mass of fuel consumed during test, in kg
K_1	=	Conversion factor, 3600 seconds/hour
V_{system}	=	Open circuit voltage (OCV) that corresponds to the SOC of the target SOC during charge sustaining operation. This value shall be submitted for testing purposes, and it shall be subject to confirmation by the Air Resources Board.

9.2 For hybrid electric vehicles that use a capacitor as an energy storage device, the following state-of-charge net change tolerance shall apply:

$$(\text{V}_{\text{final}})_{\text{max}} = \sqrt{(\text{V}_{\text{initial}})^2 + 0.01 * \frac{(2 * \text{NHV}_{\text{fuel}} * m_{\text{fuel}})}{C}}$$

$$(\text{V}_{\text{final}})_{\text{min}} = \sqrt{(\text{V}_{\text{initial}})^2 - 0.01 * \frac{(2 * \text{NHV}_{\text{fuel}} * m_{\text{fuel}})}{C}}$$

Where:

- $(V_{\text{final}})_{\text{max}}$ = The stored capacitor voltage allowed at the end of the test
 $(V_{\text{final}})_{\text{min}}$ = The stored capacitor voltage allowed at the end of the test
 $(V_{\text{initial}})^2$ = The square of the capacitor voltage stored at the beginning of the test
 NHV_{fuel} = Net heating value of consumable fuel, in Joules/kg
 m_{fuel} = Total mass of fuel consumed during test, in kg
 C = Rated capacitance of the capacitor, in Farads

9.3 For hybrid electric vehicles that use an electro-mechanical flywheel as an energy storage device, the following state-of-charge net change tolerance shall apply:

$$(\text{rpm}_{\text{final}})_{\text{max}} = \sqrt{(\text{rpm}_{\text{initial}})^2 + 0.01 * \frac{(2 * \text{NVH}_{\text{fuel}} * m_{\text{fuel}})}{(1 * K_3)}}$$

$$(\text{rpm}_{\text{final}})_{\text{min}} = \sqrt{(\text{rpm}_{\text{initial}})^2 - 0.01 * \frac{(2 * \text{NVH}_{\text{fuel}} * m_{\text{fuel}})}{(1 * K_3)}}$$

Where:

$(\text{rpm}_{\text{final}})_{\text{max}}$ = The maximum flywheel rotational speed allowed at the end of the test

$(\text{rpm}_{\text{final}})_{\text{min}}$ = The minimum flywheel rotational speed allowed at the end of the test

$(\text{rpm}_{\text{initial}})^2$ = The squared flywheel rotational speed at the beginning of the test

NVH_{fuel} = Net heating value of consumable fuel, in Joules/kg

m_{fuel} = Total mass of fuel consumed during test, in kg

K_3 = Conversion factor, $4\pi^2 / (3600 \text{ sec}^2 \cdot \text{rpm}^2)$

I = Rated moment of inertia of the flywheel, in $\text{kg} \cdot \text{m}^2$

K. Advanced Technology Demonstration Program data requirements.

A vehicle placed in a California advanced technology demonstration program may earn ZEV credits even if it is not “delivered for sale” in accordance with the ZEV regulation section 1962.1(g)(4). Approval by the ARB’s Executive Officer is required for Advanced Technology Demonstration Program credits. The following data shall be provided in order to evaluate applications for an Executive Order:

1. Project Description

- (a) General description
- (b) Goal
- (c) Specific objectives (e.g. durability tests, customer marketability)
- (d) Location (include state, city, and agency/organization)

2. Vehicle data

- (a) Model
- (b) Model year
- (c) Date placed in program
- (d) Vehicle Identification Number (VIN)

3. Vehicle specifications

- (a) Passenger car (PC) or light duty truck (LDT)
- (b) Curb weight – pounds (lbs)
- (c) Payload (lbs)
- (d) City/highway range – miles (mi)
- (e) Estimated fuel economy or EPA fuel economy city/highway – miles per gallon (mpg)
- (f) Fuel type
- (g) Refueling time
- (h) Electric motor output – kilowatts (kW)
- (i) Hybrid energy storage: type, capacity and peak power
- (j) For Fuel Cell Vehicles (FCVs), fuel cell stack: type, peak output, manufacturer and estimated design life.

L. Fast refueling capability

The “fast refueling capability” criterion for a 2009 through 2017 model-year Type III, IV and V ZEV in CCR, Title 13, Section 1962.1(d)(5)(A), “ZEV Tiers for Credit Calculations,” will be considered met for a particular ZEV if the manufacturer declares that this ZEV can be fast refueled at an “ideal” or prototype refueling or charging station and provides the documentation described below.

The fast refueling description shall include (but not necessarily be limited to):

- (a) Tank or battery specifications
- (b) Ambient and tank conditions prior to the qualifying fill/charge
- (c) Plot or table of kilograms (kg) (or kilowatt-hour (kw-hr)) versus time for this “ideal” fill or charge
- (d) A general description of the fill or charge type.