

State of California  
AIR RESOURCES BOARD

EXECUTIVE ORDER A-6-119  
Relating to Certification of New Motor Vehicles

GENERAL MOTORS CORPORATION

Pursuant to the authority vested in the Air Resources Board by Health and Safety Code Sections 43100, 43102, 43103, and 43835; and

Pursuant to the authority vested in the undersigned by Health and Safety Code Sections 39515 and 39516 and Executive Orders G-45-3 and G-45-4;

IT IS ORDERED AND RESOLVED: That General Motors Corporation exhaust emission control systems for 1978 model-year light duty trucks are certified for the vehicles described below:

- Engine Family: 812K4
- Engine: 350 CID
- Transmission: 3 and 4-speed manual, 3-speed automatic
- Exhaust Emission Control System: Air Injection, Early Fuel Evaporation, Exhaust Gas Recirculation, Oxidation Catalyst.

Models and Engine Codes as listed in attachment.

The following are the recommended values to be listed on the window decal required by California Assembly-Line Test Procedures for 1978 model-year vehicles:

<u>Engine Family</u>	<u>Hydrocarbons Grams per Mile</u>	<u>Carbon Monoxide Grams per Mile</u>	<u>Nitrogen Oxides Grams per Mile</u>
812K4	0.4	6	1.8

BE IT FURTHER RESOLVED: That the above models also comply with the Board's "Specifications for Fill Pipes and Openings of Motor Vehicle Fuel Tanks" (13 California Administrative Code, Section 2290) for the aforementioned model year, or have been granted a temporary exemption from the aforementioned "Specifications" by Executive Order AA-6 series.

BE IT FURTHER RESOLVED: That the above models also comply with "California Evaporative Emission Standards and Test Procedures for 1978 and Subsequent Model Gasoline-powered Motor Vehicles except Motorcycles".


GENERAL MOTORS CORPORATION

EXECUTIVE ORDER A-6-119  
(Page 2 of 2)

Vehicles certified under this Executive Order must conform to all applicable California emission regulations.

The Department of Motor Vehicles, the California Highway Patrol, and the Bureau of Automotive Repair will be notified by copy of this order and attachment.

Executed at El Monte, California, this 30 day of August, 1977.




G. C. Hass, Chief  
Vehicle Emissions Control Division

ABBREVIATIONS

<u>Distributor</u>	<u>Exhaust Emission Control</u>	<u>ESAC-Electronic Spark Advance Control</u>
C-Centrifugal Advance	AI-Air Injection	OC-Oxidation Catalyst
V-Vacuum Advance	CAI-Catalyst Air Injection	OS-Oxygen Sensor
VR-Vacuum Retard	EFI-Electronic Fuel Injection	PAI-Pulse Air Injection
HEI-High Energy Ignition	EGR-Exhaust Gas Recirculation	TC-Turbo Charged
<u>Fuel System</u>	EM-Engine Modification	TWC-Three Way Catalyst
EFI	EFE-Early Fuel Evaporation	
nV-nVenturi Carburetor		

TRUCK MODEL IDENTIFICATION



\*Note: Chevrolet models are listed. GMC Truck Div. has a complete line of matching models, not listed. For GMC models, read T instead of C as the first letter of the model code.

<p>② Chassis Type</p> <p>C—Conventional 4 x 2</p> <p>G—Forward Control 4 x 2 (Body-Frame Integral)</p> <p>K—Conventional 4 x 4 (Four Wheel Drive)</p> <p>P—Forward Control 4 x 2 (Conventional)</p>	<p>④ CA Dimension Model Type</p> <p>05—Blazer, Jimmy, Step-Van, Value Van</p> <p>07—42"/Pickup, Chassis-Cab</p> <p>08—FC or Motor Home Chassis, Step-Van, Value Van</p> <p>09—86"/Suburban, Chassis-Cab, Pickup</p> <p>10—60"/FC Chassis, Chevy Van, Vandura, Sportvan, Rally Wagon, Chassis-Cab, Step-Van, Value Van</p>	<p>11—Motor Home Chassis</p> <p>13—Chevy Van, Vandura, Sportvan, Rally Wagon, Cutaway Van, Hi-Cube Van</p> <p>14—84"/FC or Motor Home Chassis, Chassis-Cab, Step-Van, Value Van</p> <p>16—Cutaway Van, Hi-Cube Van</p> <p>18—Motor Home Chassis</p>
<p>③ Series GVW Range</p> <p>1—4800 to 7300</p> <p>2—6400 to 8400</p> <p>3—6400 to 14,500</p>	<p>⑥ Body Code</p> <p>ZW9—Base Body</p> <p>Z58—Blazer, Jimmy w/White Top</p> <p>Z59—Blazer, Jimmy w/Black Top</p> <p>Z64—RV Cutaway Van</p> <p>E31—Hi-Cube Van (10' Steel 96" Wide)</p> <p>E32—Step-Van, Value Van (Steel)</p> <p>E33—Step-Van, Value Van (Aluminum)</p> <p>E34—Hi-Cube Van (10' Steel 82" Wide)</p> <p>E36—Hi-Cube Van (96" Wide 10' Aluminum)</p> <p>E38—Hi-Cube Van (12' Steel 96" Wide)</p> <p>E39—Hi-Cube Van (96" Wide 12' Aluminum)</p> <p>E55—Suburban (w/End Gate)</p> <p>E62—Stepside (Fenderside) Pickup</p> <p>E63—Fleetside (Wide Side) Pickup</p> <p>E94—Beauville Sportvan, Rally STX</p>	
<p>⑤ Cab or Body Style</p> <p>02—Conventional Cab (C-K models); Cutaway Van, Hi-Cube Van (G models)</p> <p>05—Chevy Van, Vandura</p> <p>06—Suburban/Sportvan, Rally Wagon with Panel Rear Door</p> <p>16—Blazer, Jimmy</p> <p>32—Motor Home Chassis</p> <p>42—Forward Control Chassis, Step-Van, Value Van</p> <p>43—Bonus Cab, Crew Cab</p>		

1978 AIR RESOURCES BOARD SUPPLEMENTAL DATA SHEET - GM FORMAT

Light Duty Trucks

Medium Duty Vehicles

Manufacturer: GENERAL MOTORS CORPORATION Executive Order No. A-6-119 Pg. 2

Engine Family 812K4 Engine (CID) 350 Transm. \_\_\_\_\_

Exhaust Emission Control System AI,EFE,EGR,OC +10% (A/C) Yes  No

Eng. Code	Air Cond.	Distrib. Type HEI C,V Mfgr. Part No.	Fuel System 4V Mfgr. Part No.	EGR System Part No. Service	Inertia Wt. Class	See Page One for:		Transmission	Tune-up Label & Page No.	Rev. Notes	
						Model Code	Body Code(s)				
1	W or WO	Delco 1103302	Rochester 17058503 - C Trucks, 17058519 - G Trucks	17056494 No Service	4500	CC10703	E62 E63 None	M-3,4 M-3	WK or WM	3 3 3	B B A A
						CG11005 CG11006 CG11305					
3	WO		17058506 - C Trucks 17058518 - G Trucks	17056730 No Service	4500	CC10703	E62 E63 None	A-3	WK or WM	3 3	B B
						CG11005 CG11006 CG11305					
					5000	CG11306	E94				
4	W		17058508 - C Trucks 17058522 - G Trucks		4500	CC10703	E62 E63 E62 E63 None				
						CG11005 CG11006 CG11305					
					5000	CG11306	E94				

Comments: See page one for abbreviations.

Date of Issue: 102577 Revisions: A. Models CG11306 and CG11306 + E94 deleted from EC1 by RC81-127; B. Labels XA, XB, XC & XD deleted on 120677. Please discard Supp. Data Sheets 4 & 5.

Manufacturer: General Motors Corporation

Executive Order No. A-6-119 Pg. 3

**WK**  
350 CU. IN.  
812K4  
88FV

**VEHICLE EMISSION CONTROL INFORMATION**

GENERAL MOTORS CORPORATION 

**SET PARKING BRAKE AND BLOCK DRIVE WHEELS.**

MAKE ALL ADJUSTMENTS WITH ENGINE AT NORMAL OPERATING TEMPERATURE. CHOKO FULL OPEN, AIR CLEANER INSTALLED, AND AIR CONDITIONING OFF, EXCEPT WHERE NOTED.


1. DISCONNECT AND PLUG VACUUM HOSE AT DISTRIBUTOR. SET IGNITION TIMING AT SPECIFIED ENGINE SPEED. UNPLUG AND RECONNECT VACUUM HOSE TO DISTRIBUTOR.
2. DISCONNECT AND PLUG VACUUM HOSE AT EGR VALVE AND CANISTER PURGE HOSE AT CANISTER. ADJUST CARBURETOR SPEED SCREW TO OBTAIN SPECIFIED CURB IDLE SPEED.
3. ON AUTOMATICS WITH AIR CONDITIONING: DISCONNECT ELECTRICAL LEAD FROM AIR CONDITIONING COMPRESSOR. WITH AIR CONDITIONING SWITCH ON AND SOLENOID FULLY EXTENDED, ADJUST SOLENOID SCREW TO SPECIFIED RPM. RECONNECT COMPRESSOR LEAD. TURN AIR CONDITIONING SWITCH OFF.
4. WITH TRANSMISSION IN PARK OR NEUTRAL, ADJUST FAST IDLE SCREW TO SPECIFIED SPEED ON HIGH STEP OF CAM. UNPLUG AND RECONNECT VACUUM HOSE TO EGR VALVE AND CANISTER PURGE HOSE TO CANISTER.

PRINTED IN U.S.A.

THIS VEHICLE CONFORMS TO U.S. EPA AND CALIFORNIA REGULATIONS APPLICABLE TO 1978 MODEL YEAR NEW MOTOR VEHICLES.

**WM**  
350 CU. IN.  
812K4  
8CFV

**VEHICLE EMISSION CONTROL INFORMATION**

GENERAL MOTORS CORPORATION 

**SET PARKING BRAKE AND BLOCK DRIVE WHEELS.**

MAKE ALL ADJUSTMENTS WITH ENGINE AT NORMAL OPERATING TEMPERATURE. CHOKO FULL OPEN, AIR CLEANER INSTALLED, AND AIR CONDITIONING OFF, EXCEPT WHERE NOTED.

1. DISCONNECT AND PLUG VACUUM HOSE AT DISTRIBUTOR. SET IGNITION TIMING AT SPECIFIED ENGINE SPEED. UNPLUG AND RECONNECT VACUUM HOSE TO DISTRIBUTOR.
2. DISCONNECT AND PLUG VACUUM HOSE AT EGR VALVE AND CANISTER PURGE HOSE AT CANISTER. ADJUST CARBURETOR SPEED SCREW TO OBTAIN SPECIFIED CURB IDLE SPEED.
3. ON AUTOMATICS WITH AIR CONDITIONING: DISCONNECT ELECTRICAL LEAD FROM AIR CONDITIONING COMPRESSOR. WITH AIR CONDITIONING SWITCH ON AND SOLENOID FULLY EXTENDED, ADJUST SOLENOID SCREW TO SPECIFIED RPM. RECONNECT COMPRESSOR LEAD. TURN AIR CONDITIONING SWITCH OFF.
4. WITH TRANSMISSION IN PARK OR NEUTRAL, ADJUST FAST IDLE SCREW TO SPECIFIED SPEED ON HIGH STEP OF CAM. UNPLUG AND RECONNECT VACUUM HOSE TO EGR VALVE AND CANISTER PURGE HOSE TO CANISTER.

PRINTED IN U.S.A.

THIS VEHICLE CONFORMS TO U.S. EPA AND CALIFORNIA REGULATIONS APPLICABLE TO 1978 MODEL YEAR NEW MOTOR VEHICLES.

Date of Issue: 102577

**CATALYST**

AIR-EGR-EFE  
LOW ALTITUDE CERTIFICATION

	TRANSMISSION	
	AUTOMATIC	MANUAL
TIMING (° BTC @ RPM)	8° @ 500	8° @ 700
SPARK PLUG GAP (IN.)	0.045	0.045
CURB IDLE SPEED (RPM)	500 (DR)	700 (N)
FAST IDLE SPEED (RPM)	1600 (P) OR (N)	1300 (N)
SOLENOID ASM. ADJUSTMENT WITH AIR COND. (RPM)	600 (DR)	—

**NOTE** IDLE MIXTURE SCREWS ARE PRESET AND CAPPED AT FACTORY — DO NOT BREAK CAPS — ADJUSTMENT DURING TUNE UP IS NOT RECOMMENDED.

FOR MAJOR REPAIR, ADJUSTING MIXTURE SETTING BY OTHER THAN APPROVED SERVICE MANUAL PROCEDURE MAY VIOLATE FEDERAL AND/OR CALIFORNIA OR OTHER STATE LAWS.

SEE SERVICE MANUAL AND MAINTENANCE SCHEDULE I FOR ADDITIONAL INFORMATION.

PT. NO. 476301

**CATALYST**

AIR-EGR-EFE  
LOW ALTITUDE CERTIFICATION

	TRANSMISSION	
	AUTOMATIC	MANUAL
TIMING (° BTC @ RPM)	8° @ 500	8° @ 700
SPARK PLUG GAP (IN.)	0.045	0.045
CURB IDLE SPEED (RPM)	500 (DR)	700 (N)
FAST IDLE SPEED (RPM)	1600 (P) OR (N)	1300 (N)
SOLENOID ASM. ADJUSTMENT WITH AIR COND. (RPM)	600 (DR)	—

**NOTE** IDLE MIXTURE SCREWS ARE PRESET AND CAPPED AT FACTORY — DO NOT BREAK CAPS — ADJUSTMENT DURING TUNE UP IS NOT RECOMMENDED.

FOR MAJOR REPAIR, ADJUSTING MIXTURE SETTING BY OTHER THAN APPROVED SERVICE MANUAL PROCEDURE MAY VIOLATE FEDERAL AND/OR CALIFORNIA OR OTHER STATE LAWS.

SEE SERVICE MANUAL AND MAINTENANCE SCHEDULE I FOR ADDITIONAL INFORMATION.

PT. NO. 476302

W = Complete Vehicle  
K = Single Canister  
M = Dual Canisters

F. O. A-6-119  
S. D. Sheet 3