

State of California
AIR RESOURCES BOARD

EXECUTIVE ORDER A-6-142
Relating to Certification of New Motor Vehicles

GENERAL MOTORS CORPORATION

Pursuant to the authority vested in the Air Resources Board by Health and Safety Code Sections 43100, 43102, 43103, and 43835; and

Pursuant to the authority vested in the undersigned by Health and Safety Code Sections 39515 and 39516 and Executive Orders G-45-3 and G-45-4;

IT IS ORDERED AND RESOLVED: That General Motors Corporation exhaust emission control systems for 1979 model-year gasoline-powered passenger cars are certified for the vehicles described below:

<u>Engine Family</u>	<u>Displacement Cubic Inches</u>	<u>Exhaust Emission Control Systems (Special Features)</u>
910L4RU	305, 350	Air Injection, Exhaust Gas Recirculation, Oxidation Catalyst

Vehicle Models, Transmissions, Engine Codes and Evaporative Emission Control Families as listed on attachments.

The following are the certification emission values to be listed on the window decal required by California Assembly-Line Test Procedures for 1979 model-year vehicles:

<u>Engine Family</u>	<u>Hydrocarbons Grams per Mile</u>	<u>Carbon Monoxide Grams per Mile</u>	<u>Nitrogen Oxides Grams per Mile</u>
910L4RU	0.27	5.4	1.5

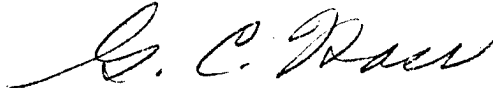
BE IT FURTHER RESOLVED: That the listed vehicle models also comply with "California Evaporative Emission Standards and Test Procedures for 1978 and Subsequent Model Gasoline-Powered Motor Vehicles except Motorcycles".

BE IT FURTHER RESOLVED: That the listed vehicle models also comply with the Board's "Specifications for Fill Pipes and Openings of Motor Vehicle Fuel Tanks" (Title 13, California Administrative Code, Section 2290) for the aforementioned model year, or have been granted a temporary exemption from the aforementioned "Specifications" by Executive Order AA-6 series.

Vehicles certified under this Executive Order must conform to all applicable California emission regulations.

The Department of Motor Vehicles, the California Highway Patrol, and the Bureau of Automotive Repair will be notified by copy of this order and attachment.

Executed at El Monte, California this 29 day of August, 1978.



G. C. Hass, Chief
Vehicle Emissions Control Division

Manufacturer GENERAL MOTORS CORP. Executive Order No. A-6-142 Page 1

Engine Family 910L4RU Engine (CID) 305, 350

Evaporative Family 9B4-1

ABBREVIATIONS

Ignition System
 CA-Centrifugal Advance
 EI-Electronic Ignition
 ESAC
 VA-Vacuum Advance
 VR-Vacuum Retard

Fuel System
 EFI, MFI
 nV-nVenturi Carburetor
 VV-Variable Venturi

Exhaust Emissions Control System

AI-Air Injection
 CCAV-Comb. Chamber Air Valve
 EFI-Electronic Fuel Injection
 EGR-Exhaust Gas Recirculation
 EM-Engine Modification

OC-Oxidation Catalyst
 PAI-Pulse Air Injection
 TC-Turbo Charged
 TR-Thermal Reactor
 TWC-Three Way Catalyst
 (Feedback Control)
 WOC-Warm-up Oxidation
 Catalyst

ESAC-Electronic Spark Advance
 Control
 MFI-Mechanical Fuel Injection

Chevrolet Models

Malibu Sedan
 Malibu Notchback Coupe
 Malibu Classic Sedan
 Malibu Classic Notchback Coupe

Malibu Wagon
 Malibu Classic Wagon
 Caballero Pickup Delivery
 El Camino Pickup Delivery

Monte Carlo Sport Coupe
 Impala Coupe
 Impala Sedan
 Caprice Classic Coupe
 Caprice Classic Sedan

Impala Wagon
 Caprice Classic Wagon

Camaro Sport Coupe
 Camaro Berlinetta Sport Coupe

Nova Hatchback Coupe
 Nova Coupe
 Nova Sedan
 Nova Custom Coupe
 Nova Custom Sedan

Corvette "Fastback" Sport Coupe

Pontiac Models

LeMans Sedan
 LeMans Coupe
 LeMans Safari Station Wagon

Grand LeMans Sedan
 Grand LeMans Coupe

Grand LeMans Safari
 Station Wagon

Grand AM Sedan
 Grand AM Coupe
 Grand Prix SJ
 Grand Prix
 Grand Prix LJ

DIVISION
 BASIC BODY
 TRIM
 BODY TYPE

1 A T 19
 27
 W 19
 27

T 35
 W 80

Z 37
 B L 47
 69
 N 47
 69

L 35
 N

F Q 87
 S

X X 17
 27
 69
 Y 27
 69

Y Z 87

2 A D 19
 27
 35

F 19
 27

35

G 19
 27
 B H 37
 J
 K

Phoenix Hatchback Coupe
 Phoenix Coupe
 Phoenix Sedan
 Phoenix LJ Coupe
 Phoenix LJ Sedan

Oldsmobile Models

Omega Hatchback Coupe
 Omega Coupe
 Omega Sedan
 Omega Brougham Coupe
 Omega Brougham Sedan

Cutlass Salon Sedan
 Cutlass Salon Coupe
 Cutlass Salon Brougham Sedan
 Cutlass Salon Brougham Coupe

Cutlass Supreme Coupe
 Cutlass Supreme Brougham Coupe
 Cutlass Calais Coupe

Cutlass Brougham Cruiser
 Cutlass Cruiser

Buick Models

Century Special Sedan
 Century Special Coupe
 Century Custom Sedan
 Century Custom Coupe
 Century Sport Coupe
 Century Limited Sedan
 Century Limited Coupe

Regal Coupe
 Regal Limited Coupe

Century Special Wagon
 Century Custom Wagon

Skylark Hatchback Coupe
 Skylark Coupe
 Skylark Sedan
 Skylark Custom
 Hatchback Coupe
 Skylark Custom Coupe
 Skylark Custom Sedan
 Skylark 'S' Coupe

X Y 17
 27
 69
 Z 27
 69

3 X B 17
 27
 69
 E 27
 69

A G 09
 87
 J 09
 87

R 47
 M
 K

H 35
 G

4 A E 09
 87
 H 09
 87
 G 87
 L 09
 87

J 47
 M

E 35
 H

X B 17
 27
 69
 C 17
 27
 69
 W 27

AIR RESOURCES BOARD 1979 SUPPLEMENTAL DATA SHEET - GM FORMAT

Passenger Cars

Manufacturer: GENERAL MOTORS CORPORATION Executive Order No. A-6- 142

Pg. 2

Engine Family 910L4RU Engine CID 305 Transm. Auto-3

Exhaust Emission Control System AI-EGR-OC +10% (A/C) Yes No

Eng. Code	Air Cond.	Ign. Syst. EI, CA, VA Dist. Part No.	Fuel System 4V Carb. Part No.	EGR Valve Part No.	Inertia Wt. Class	Divisions	Basic Body	Trim	Body Type	Trans- mission	Tune-up Label & Page No.	Rev. Notes
1	W	Delco Remy 1103368	Rochester 17059504	17057419	3500	1234	A		09 19 27 47 87 37 37	A-3	CF 4	A
1A			17059507				G					
2	W/O		17059502			1234	A	09 19 27 47 87 37 37				
2A			17059505				G					
3	W	17059504	17059420	4000	1234 1	A		35 80	A-3	CF 4	A	
3A		17059507				A						
4	W/O	17059502	1234 1	A	35 80							
4A		17059505										

Comments: See page one for abbreviations and evaporative emission family identification. Please refer to manufacturer's HP lists for correct dyno test HP settings based on model, equipment and inertia weight class.

Date of Issue: 082178. Revisions: A. EC 1A, 2A, 3A & 4A added by RC 91-89, on 110678.

AIR RESOURCES BOARD 1979 SUPPLEMENTAL DATA SHEET - GM FORMAT

Passenger Cars

Manufacturer: GENERAL MOTORS CORPORATION Executive Order No. A-6- 142

Engine Family 910L4RU Engine CID 350 Transm. Auto-3

Exhaust Emission Control System AI-EGR-OC +10% (A/C) Yes No

Eng. Code	Air Cond.	Ign.Syst. EI,CA,VA Dist. Part No.	Fuel System 4V Carb. Part No.	EGR Valve Part No.	Inertia Wt. Class	Divisions	Basic Body	Trim	Body Type	Trans-mission	Tune-up Label & Page No.	Rev. Notes	
11	W	Delco Remy 1103285	Rochester	17057420	4000	1	B		47 69	A-3	CN 4	A	
11A			17059504				A	19 27					
			17059507				X	17 27 69					
12	W/O		17059502				1	B					47 69
12A			17059505		X	17 27 69							
15	W		17059504	17057423	4500	1	B		35				
15A			17059507			4000	1	F					87
								Y	87				CR 4
16	W/O		17059502		4500	1	B		35				CN 4
16A		17059505		4000	1	F		87	CR 4	A			
						Y	87						
17	W	17059504	17062066		1	Y		87	B				
17A		17059507											
18	WO	17059502			1	Y		87					
18A		17059505											

Comments: See page one for abbreviations and evaporative emission family identification. Please refer to manufacturer's HP lists for correct dyno test HP settings based on model, equipment and inertia weight class.

Date of Issue: 082178. Revisions: A. EC 11A, 12A, 15A & 16A added by RC 91-89, on 110678. B. EC 17, 17A, 18 & 18A added by RC91-119, on 111478.

Manufacturer: General Motors Corporation

Executive Order No. A-6-142 Pg. 4

CF
5.7 LITRE (350 CU IN.) # 9104RU
99AL1

VEHICLE EMISSION CONTROL INFORMATION
GENERAL MOTORS CORPORATION

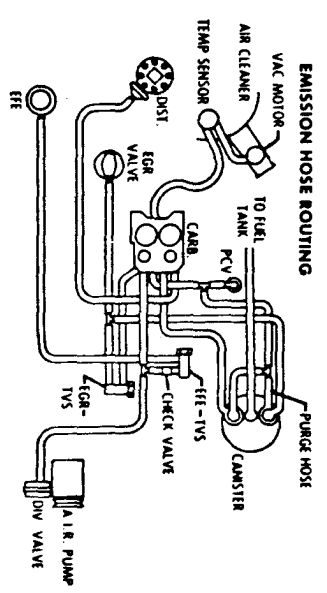
SET PARKING BRAKE AND BLOCK DRIVE WHEELS.
MAKE ALL ADJUSTMENTS WITH ENGINE AT NORMAL OPERATING TEMPERATURE. CHOKe FULL OPEN. AIR CLEANER INSTALLED. AND AIR CONDITIONING OFF. EXCEPT WHERE NOTED.

1. DISCONNECT AND PLUG VACUUM HOSE AT DISTRIBUTOR. SET IGNITION TIMING AT SPECIFIED ENGINE SPEED. UNPLUG AND RECONNECT VACUUM HOSE TO DISTRIBUTOR.
2. DISCONNECT AND PLUG VACUUM HOSE AT EGR VALVE AND CANISTER PURGE HOSE AT CANISTER. ADJUST CARBURETOR SPEED SCREW TO OBTAIN SPECIFIED CURB IDLE SPEED.
3. WITH AIR CONDITIONING, DISCONNECT ELECTRICAL LEAD FROM AIR CONDITIONING COMPRESSOR. WITH AIR CONDITIONING SWITCH ON AND SOLENOID FULLY EXTENDED, ADJUST SOLENOID SCREW TO SPECIFIED RPM. RECONNECT COMPRESSOR LEAD. TURN AIR CONDITIONING SWITCH OFF.
4. WITH TRANSMISSION IN PARK OR NEUTRAL, ADJUST FAST IDLE SCREW TO SPECIFIED SPEED ON HIGH STEP OF CAM. UNPLUG AND RECONNECT VACUUM HOSE TO EGR VALVE AND CANISTER PURGE HOSE TO CANISTER.

CATALYST
AIR FOR ETE
LOW ALTITUDE CERTIFICATION

TRANSMISSION	AUTOMATIC
TIMING (° BTIC @ RPM)	4° @ 500
SPARK PLUG GAP (IN.)	0.045
CURB IDLE SPEED (RPM)	500 (DR)
SOLENOID ASM. ADJUSTMENT WITH AIR COND. (RPM)	600 (DR)
FAST IDLE SPEED (RPM)	1600 (P) OR (N)

NOTE IDLE MIXTURE SCREWS ARE PRESET AND SEALED AT FACTORY. PROVISION FOR ADJUSTMENT DURING TUNE UP IS NOT PROVIDED. FOR MAJOR REPAIR, ADJUSTING MIXTURE SETTING BY OTHER THAN APPROVED SERVICE MANUAL PROCEDURE MAY VIOLATE FEDERAL AND/OR CALIFORNIA OR OTHER STATE LAWS. SET SERVICE MANUAL AND MAINTENANCE SCHEDULE FOR ADDITIONAL INFORMATION.



PT. NO. 14006783

CN
5.7 LITRE (350 CU IN.) # 9104RU
99AL1

VEHICLE EMISSION CONTROL INFORMATION
GENERAL MOTORS CORPORATION

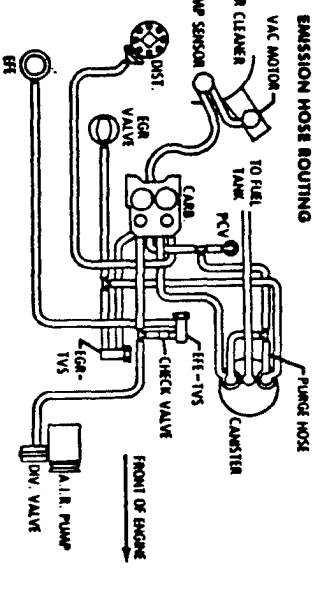
SET PARKING BRAKE AND BLOCK DRIVE WHEELS.
MAKE ALL ADJUSTMENTS WITH ENGINE AT NORMAL OPERATING TEMPERATURE. CHOKe FULL OPEN. AIR CLEANER INSTALLED. AND AIR CONDITIONING OFF. EXCEPT WHERE NOTED.

1. DISCONNECT AND PLUG VACUUM HOSE AT DISTRIBUTOR. SET IGNITION TIMING AT SPECIFIED ENGINE SPEED. UNPLUG AND RECONNECT VACUUM HOSE TO DISTRIBUTOR.
2. DISCONNECT AND PLUG VACUUM HOSE AT EGR VALVE AND CANISTER PURGE HOSE AT CANISTER. ADJUST CARBURETOR SPEED SCREW TO OBTAIN SPECIFIED CURB IDLE SPEED.
3. WITH AIR CONDITIONING, DISCONNECT ELECTRICAL LEAD FROM AIR CONDITIONING COMPRESSOR. WITH AIR CONDITIONING SWITCH ON AND SOLENOID FULLY EXTENDED, ADJUST SOLENOID SCREW TO SPECIFIED RPM. RECONNECT COMPRESSOR LEAD. TURN AIR CONDITIONING SWITCH OFF.
4. WITH TRANSMISSION IN PARK OR NEUTRAL, ADJUST FAST IDLE SCREW TO SPECIFIED SPEED ON HIGH STEP OF CAM. UNPLUG AND RECONNECT VACUUM HOSE TO EGR VALVE AND CANISTER PURGE HOSE TO CANISTER.

CATALYST
AIR FOR ETE
LOW ALTITUDE CERTIFICATION

TRANSMISSION	AUTOMATIC
TIMING (° BTIC @ RPM)	8° @ 500
SPARK PLUG GAP (IN.)	0.045
CURB IDLE SPEED (RPM)	500 (DR)
SOLENOID ASM. ADJUSTMENT WITH AIR COND. (RPM)	600 (DR)
FAST IDLE SPEED (RPM)	1600 (P) OR (N)

NOTE IDLE MIXTURE SCREWS ARE PRESET AND SEALED AT FACTORY. PROVISION FOR ADJUSTMENT DURING TUNE UP IS NOT PROVIDED. FOR MAJOR REPAIR, ADJUSTING MIXTURE SETTING BY OTHER THAN APPROVED SERVICE MANUAL PROCEDURE MAY VIOLATE FEDERAL AND/OR CALIFORNIA OR OTHER STATE LAWS. SET SERVICE MANUAL AND MAINTENANCE SCHEDULE FOR ADDITIONAL INFORMATION.



PT. NO. 14006786

CR
5.7 LITRE (350 CU IN.) # 9104RU
99AL1

VEHICLE EMISSION CONTROL INFORMATION
GENERAL MOTORS CORPORATION

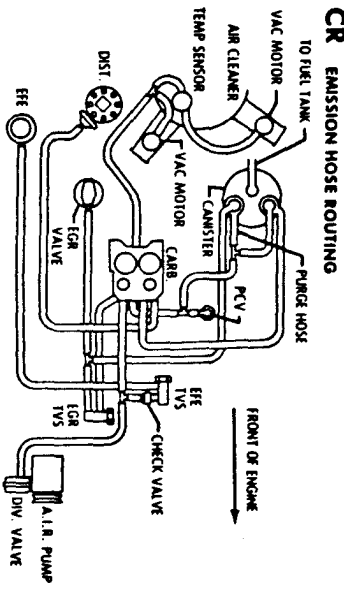
SET PARKING BRAKE AND BLOCK DRIVE WHEELS.
MAKE ALL ADJUSTMENTS WITH ENGINE AT NORMAL OPERATING TEMPERATURE. CHOKe FULL OPEN. AIR CLEANER INSTALLED. AND AIR CONDITIONING OFF. EXCEPT WHERE NOTED.

1. DISCONNECT AND PLUG VACUUM HOSE AT DISTRIBUTOR. SET IGNITION TIMING AT SPECIFIED ENGINE SPEED. UNPLUG AND RECONNECT VACUUM HOSE TO DISTRIBUTOR.
2. DISCONNECT AND PLUG VACUUM HOSE AT EGR VALVE AND CANISTER PURGE HOSE AT CANISTER. ADJUST CARBURETOR SPEED SCREW TO OBTAIN SPECIFIED CURB IDLE SPEED.
3. WITH AIR CONDITIONING, DISCONNECT ELECTRICAL LEAD FROM AIR CONDITIONING COMPRESSOR. WITH AIR CONDITIONING SWITCH ON AND SOLENOID FULLY EXTENDED, ADJUST SOLENOID SCREW TO SPECIFIED RPM. RECONNECT COMPRESSOR LEAD. TURN AIR CONDITIONING SWITCH OFF.
4. WITH TRANSMISSION IN PARK OR NEUTRAL, ADJUST FAST IDLE SCREW TO SPECIFIED SPEED ON HIGH STEP OF CAM. UNPLUG AND RECONNECT VACUUM HOSE TO EGR VALVE AND CANISTER PURGE HOSE TO CANISTER.

CATALYST
AIR FOR ETE
LOW ALTITUDE CERTIFICATION

TRANSMISSION	AUTOMATIC
TIMING (° BTIC @ RPM)	8° @ 500
SPARK PLUG GAP (IN.)	0.045
CURB IDLE SPEED (RPM)	500 (DR)
SOLENOID ASM. ADJUSTMENT WITH AIR COND. (RPM)	600 (DR)
FAST IDLE SPEED (RPM)	1600 (P) OR (N)

NOTE IDLE MIXTURE SCREWS ARE PRESET AND SEALED AT FACTORY. PROVISION FOR ADJUSTMENT DURING TUNE UP IS NOT PROVIDED. FOR MAJOR REPAIR, ADJUSTING MIXTURE SETTING BY OTHER THAN APPROVED SERVICE MANUAL PROCEDURE MAY VIOLATE FEDERAL AND/OR CALIFORNIA OR OTHER STATE LAWS. SET SERVICE MANUAL AND MAINTENANCE SCHEDULE II AND EMISSION HOSE ROUTING LABEL FOR ADDITIONAL INFORMATION.



PT. NO. 14006789

Issued: 082178.

E.O.-A-6-142 S.D. Sheet 4
Eng. Fam. 9104RU