

FINAL REGULATION ORDER

Amend Title 13, California Code of Regulations, to read as follows:

Note: ~~Strikeout~~ indicates deleted text; underline indicates inserted text.

§ 1965. Emission Control, and Smog Index, and Environmental Performance Labels - 1979 and Subsequent Model-Year Motor Vehicles.

In addition to all other requirements, emission control labels are required by the California certification procedures contained in the “California Motor Vehicle Emission Control and Smog Index Label Specifications for 1978 through 2003 Model Year Motorcycles, Light-, Medium- And Heavy-Duty Engines And Vehicles,” adopted March 1, 1978, as last amended September 5, 2003, which is incorporated herein by reference, the “California Exhaust Emission Standards and Test Procedures for 2001 and Subsequent Model Passenger Cars, Light-Duty trucks and Medium-Duty Vehicles,” incorporated by reference in §1961(d), the “California Exhaust Emission Standards and Test Procedures for 2004 and Subsequent Model Heavy-Duty Diesel-Engines and Vehicles,” incorporated by reference in §1956.8(b), the “California Interim Certification Procedures for 2004 and Subsequent Model Hybrid-Electric Vehicle Classes,” incorporated by reference in §1956.8(b) and (d), and the “California Exhaust Emission Standards and Test Procedures for 2004 and Subsequent Model Heavy-Duty Otto-Cycle Engines,” incorporated by reference in §1956.8(d). Smog index labels for passenger cars and light-duty trucks shall conform to the “California Smog Index Label Specifications for 2004 Through 2009 Model Year Passenger Cars and Light-Duty Trucks,” adopted September 5, 2003, as last amended May 2, 2008, which is incorporated herein by reference. Environmental Performance labels for passenger cars, light-duty trucks, and medium-duty passenger vehicles shall conform to the “California Environmental Performance Label Specifications for 2009 and Subsequent Model Year Passenger Cars, Light-Duty Trucks, and Medium-Duty Passenger Vehicles,” adopted May 2, 2008, which is incorporated herein by reference. Motorcycles shall meet the requirements of Title 40 Code of Federal Regulations section 86.413-78, as last amended October 28, 1977, which is incorporated herein by reference.

Note: Authority cited: Sections 39600, 39601, ~~and~~ 43200, and 43200.1, Health and Safety Code. Reference: Sections 39002, 39003, 43000, 43013, 43018.5, 43100, 43101, 43102, 43103, 43104, 43107, ~~and~~ 43200, and 43200.1, Health and Safety Code.

Note: ~~Strikeout~~ indicates deleted text; underline indicates inserted text.

**State of California
AIR RESOURCES BOARD**

**CALIFORNIA SMOG INDEX LABEL SPECIFICATIONS
FOR 2004 AND ~~SUBSEQUENT~~ THROUGH 2009 MODEL YEAR
PASSENGER CARS AND LIGHT-DUTY TRUCKS**

Adopted: September 5, 2003
Amended: May 2, 2008

Note: This new document is an abbreviated version of the “California Motor Vehicle Emission Control and Smog Index Label Specifications” (the old Label Specifications document), which has been sunsetted after the 2003 model year. All of the tune-up label requirements in the old Label Specifications document applicable to light-, medium and heavy-duty vehicles and motorcycles are being incorporated into their respective test procedure documents effective with the 2004 model year, making a separate document covering the California tune-up label requirements no longer necessary.

Effective with the 2004 model year, all of the smog index requirements in the old Label Specifications document have been moved to the new document shown here. Paragraph 1 of this new document was previously contained in paragraph 11 of the old Label Specifications document; paragraphs 2, 3, and 4 were previously set forth in paragraphs 3.5, 3.5(c), and 3.5(d) respectively of the old Label Specifications document; and Appendix A in this new document is identical to Appendix A in the old Label Specifications document.

**State of California
AIR RESOURCES BOARD**

California Smog Index Label Specifications

1. **Prohibition.** The sale and registration in this state of any certified new 2004 ~~and subsequent~~ through 2009 model passenger car or light-duty truck to which a smog index label has not been affixed in accordance with these procedures is prohibited.

2. **Requirements.** A smog index label made of paper or plastic shall be securely affixed in a location specified in section 43200 of the Health and Safety Code. The smog index label shall display the smog index for the vehicle, as specified in section 3 below, and the fleet average smog index, which shall be referred to as "The Smog Index of the average new vehicle." Every model-year, the fleet average smog index shall be updated on the smog index label as specified in section 4 below. The smog index label shall also include information to inform purchasers of the significance of the smog index. The smog index label shall take the form set forth in Appendix A of this document. An alternative label may be used if shown to yield equivalent clarity and if approved in advance by the Executive Officer.

3. **Smog Indices.** The following smog indices shall apply to 2004 ~~and subsequent~~ through 2009 model-year passenger cars and light-duty trucks 0-8500 lbs. GVW:

	Enhanced Evap. 2.0g/ diurnal + hot soak test, 0.05 g/mi – running loss test, at 100,000 miles	PCs 0.5 g/ diurnal + hot soak test, 0.05 g/mi – running loss test, at 150,000 miles	LDTs < 6,000 lbs. GVW 0.65 g/ diurnal + hot soak test, 0.05 g/mi – running loss test, at 150,000 miles	LDTs 6,001-8,500 lbs. GVW 0.90 g/ diurnal + hot soak test, 0.05 g/mi - running loss test, at 150,000 miles	Evap. Exempt
LEV I					
Passenger Cars and Light-Duty Truck 1 (0-3750 lbs. LVW)					
LEV	1.00	0.92	0.93	0.94	0.80
ULEV	0.90	0.82	0.83	0.84	0.70
ZEV	n/a	n/a	n/a	n/a	0.00
Light-Duty Truck 2 (3751-5750 lbs. LVW)					
LEV	1.65	n/a	1.58	1.60	1.45
ULEV	1.51	n/a	1.44	1.45	1.30
ZEV	n/a	n/a	n/a	n/a	0.00
LEV II					
Passenger Cars; Light-Duty Truck 1 (0-3750 lbs. LVW); Light-Duty Truck 2 (3751 lbs. LVW – 8500 lbs. GVWR)					
LEV	0.57	0.49	0.50 (0.55) ⁽¹⁾	0.51 (0.57) ⁽¹⁾	0.36
ULEV	0.46	0.39	0.40	0.41	0.26
SULE	0.29	0.21	0.22	0.23	0.09
ZEV	n/a	n/a	n/a	n/a	0.00

⁽¹⁾ The smog index in parentheses applies to the optional LEV II LEV standard. Up to 4% of a manufacturer's light-duty truck 2 fleet with a maximum base payload of 2500 lbs. may be certified to a standard of 0.07 g/mi NOx at 50,000 miles.

4. **Fleet Average Smog Indices:** The following fleet average smog indices shall apply to 2004 and subsequent through 2009 model-year passenger cars and light-duty trucks 0-8500 lbs. GVW:

2004	2005	2006	2007	2008	2009	2010 and subsequent
1.02	0.80	0.58	0.40	0.38	0.37	0.36

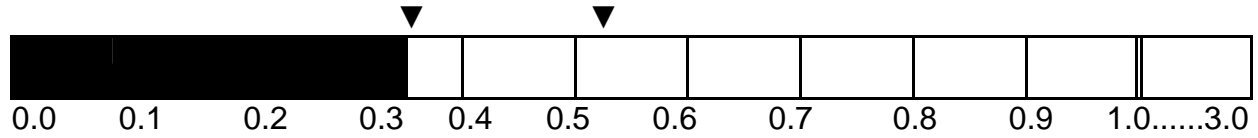
5. **Sunset:** These specifications will sunset on September 30, 2008. All passenger cars and light-duty trucks manufactured on October 1, 2008 and thereafter must comply with the “California Environmental Performance Label Specifications” incorporated by reference in Title 13 California Code of Regulations § 1965.

APPENDIX A

SMOG EMISSIONS INFORMATION

The Smog Index of this vehicle is
0.34

The Smog Index of the average new vehicle is
0.52



◀ CLEANER

MORE POLLUTING ▶

Note: The Smog Index (SI) indicates the relative level of smog-forming pollutants emitted by the vehicle. The lower the SI, the lower the vehicle's emissions.

Note: The entire text of these proposed specifications is new, therefore the underline was omitted to improve clarity. This note will not appear in the final adopted specifications incorporated by reference.

**State of California
AIR RESOURCES BOARD**

**CALIFORNIA ENVIRONMENTAL PERFORMANCE LABEL SPECIFICATIONS
FOR 2009 AND SUBSEQUENT MODEL YEAR
PASSENGER CARS, LIGHT-DUTY TRUCKS, AND MEDIUM-DUTY
PASSENGER VEHICLES**

Adopted: May 2, 2008

Note: These specifications shall take effect for all vehicles manufactured on January 1, 2009 and thereafter. On January 1, 2009, the Environmental Performance Label will replace the Smog Index Label; therefore vehicles manufactured on January 1, 2009, and thereafter will no longer require a Smog Index Label. Replacing the Smog Index Label with the new Environmental Performance Label prior to January 1, 2009 is optional but if so replaced, must meet these specifications.

**State of California
AIR RESOURCES BOARD**

California Environmental Performance Label Specifications

1. **Prohibition.** The sale and registration in this state of any certified new 2009 and subsequent model passenger car, light-duty truck, and medium-duty passenger vehicle manufactured on or after January 1, 2009 to which an Environmental Performance label has not been affixed in accordance with these procedures is prohibited. Affixing the Environmental Performance label to a vehicle manufactured before January 1, 2009 in lieu of the Smog Index Label is optional, however, each such label optionally affixed and not meeting all specifications herein, is prohibited.

2. **Requirements.**
 - (a) Environmental Performance Label:
 - (1) Except as provided in paragraph 2.(a)(5) or 2.(b), a stand alone Environmental Performance label made of paper or plastic must be securely affixed in a location specified in section 43200 of the Health and Safety Code.
 - (2) The Environmental Performance label must display the global warming score for the vehicle, as specified in paragraph **3. Global Warming Score** of these specifications.
 - (3) The Environmental Performance label must display the smog score for the vehicle, as specified in paragraph **4. Smog Score** of these specifications.
 - (4) The Environmental Performance label may be expanded to include bar coding information, if and only if all requirements for the Environmental Performance label are maintained and the bar coding information is placed outside the 4 x 6 inch label perimeter.
 - (5) The Environmental Performance label may instead be placed on labeling feedstock that displays stock numbers and other vehicle related consumer information. If exercising this option, the following color ranges of green, as selected from the Pantone Formula Guide, product #GP1201, which is incorporated by reference herein, must not to be used on the label feedstock within a 2-inch perimeter outside the label's border:
 - (A) PMS 320 (C or U) through PMS 378 (C or U)
 - (B) PMS 3242 (C or U) through PMS 3435 (C or U)
 - (C) PMS 560 (C or U) through PMS 562 (C or U)

(D) PMS 567 (C or U) through PMS 569 (C or U)

(6) The Environmental Performance label must take the form as set forth in paragraph **6. Environmental Performance Label Format Requirements** and Attachment A of these specifications.

(b) Alternate Environmental Performance Label: An alternate Environmental Performance label, which is reduced in size, may be used, if and only if the following requirements are met:

(1) The alternate label is placed or incorporated within the new vehicle Monroney sticker required by the Automobile Information Disclosure Act (15 U.S.C. 1232), as provided by the vehicle manufacturer.

(2) The alternate label must display the global warming score for the vehicle, as specified in paragraph **3. Global Warming Score** of these specifications.

(3) The alternate label must display the smog score for the vehicle, as specified in paragraph **4. Smog Score** of these specifications.

(4) The following color ranges of green, as selected from the Pantone Formula Guide, product #GP1201, which is incorporated by reference herein, are not used on the Monroney sticker within a 2-inch perimeter outside the label's border:

(A) PMS 320 (C or U) through PMS 378 (C or U)

(B) PMS 3242 (C or U) through PMS 3435 (C or U)

(C) PMS 560 (C or U) through PMS 562 (C or U)

(D) PMS 567 (C or U) through PMS 569 (C or U)

(5) The alternate label must take the form as set forth in paragraph **7. Alternate Environmental Performance Label Format Requirements** and Attachment B of these specifications.

3. Global Warming Score

(a) The global warming emissions value used to determine a vehicle's global warming score must be measured and calculated as follows:

(1) If California has received a waiver of federal preemption under the Clean Air Act, Section 209(b), to enforce Title 13, California Code of Regulations, Section 1961.1 as noticed in the Federal Register, then the global warming emissions value is the CO₂-equivalent combined value as calculated in accordance with Title 13, California Code of Regulations, Section § 1961.1(a)(1)(B) and certified pursuant thereto.

(2) If California has not received a waiver of federal preemption under the Clean Air Act, Section 209(b), to enforce Title 13, California Code of Regulations, Section 1961.1 as noticed in the Federal Register, then the global warming emissions value is the CO₂-equivalent combined value as calculated using the following method:

(A) If the vehicle is not equipped with an air conditioning system, then the CO₂-equivalent combined value is calculated using this equation:

$$\text{CO}_2\text{-equivalent combined value} = [(0.55 \times \text{CO}_2\text{-city} + 0.45 \times \text{CO}_2\text{-highway}) + 2] \times \text{Fuel Adjustment Factor}$$

(B) If the vehicle is equipped with an air conditioning system, then the CO₂-equivalent combined value is calculated using this equation:

$$\text{CO}_2\text{-equivalent combined value} = [(0.55 \times \text{CO}_2\text{-city} + 0.45 \times \text{CO}_2\text{-highway}) + 25 - (\text{A/C-direct} + \text{A/C-indirect})] \times \text{Fuel Adjustment Factor}$$

Where:

- i. "CO₂-city" and "CO₂-highway" values are the vehicle's grams per mile city and highway CO₂ measured emissions reported to ARB in accordance with the August 29, 2007, ARB Mailout, MSO #2007-03, and incorporated by reference herein.
- ii. "A/C-direct" is a credit for an A/C system that qualifies as a "low-leak" system. The A/C-direct default value is zero for A/C systems that do not qualify as a "low-leak" system. To qualify as a "low-leak" A/C system that uses HFC-134a as the refrigerant, the following requirements apply and the Executive Officer will review submitted demonstrations for approval:
 1. The manufacturer must demonstrate via engineering evaluation that the A/C system minimizes overall refrigerant leakage by:
 - a. Minimizing the number of fitting and joints.
 - b. Limiting the use of single O-rings for pipe and hose connections.
 - c. Using lowest permeability hose for containment of the refrigerant.
 - d. Minimizing leakage from compressor shaft seal and housing seals.

2. Annual leakage refrigerant emissions are measured and determined in accordance with SAE International standard J2727 (Rev. Jul. 2007).

If the A/C system is determined to be a “low-leak” system in accordance with paragraphs 3.(a)(2)(B)ii.1. and 2. above and if approved by the Executive Officer, the A/C-direct credit is then calculated using the following equation:

$$\text{A/C-direct} = 6 - \frac{\text{SAE J2727 measured annual refrigerant leakage in grams} \times 1300}{12,000}$$

- iii. For an A/C system that uses a refrigerant with a Global Warming Potential ≤ 150 times that of CO₂, the A/C-direct credit is equal to 6 grams/mile.
- iv. “A/C-indirect” is a credit for an A/C system that qualifies as an “improved” system. The A/C-indirect default value is zero for A/C systems that do not qualify as an “improved” system. To qualify as an “improved” system that uses CO₂, HFC-134a, HFC-152a, or other halocarbon refrigerant, the following requirements apply and the Executive Officer will review submitted demonstrations for approval:
 1. The manufacturer demonstrates using test data in an engineering evaluation that the A/C system achieves lower A/C-indirect emissions than the default value of 17 grams/mile.
 2. The system manages outside and re-circulated air balance to achieve comfort, demisting, and safety requirements, based on factors such as temperature, humidity, pressure, and level of fresh air in the passenger compartment in order to minimize compressor usage.
 3. The system is optimized for energy efficiency by utilizing state-of-the-art high efficiency evaporators, expansion devices, condensers, and other components.
 4. The system has external controls that adjust the evaporative temperature to minimize the necessity of reheating cold air to satisfy occupant comfort.

If the A/C system is determined to be an “improved” system in accordance with paragraphs 3.(a)(2)(B)iv.1. through 4. above

and if approved by the Executive Officer, the A/C-indirect credit is calculated using the following equation:

$$\text{A/C-indirect} = 17 - \frac{\text{Compressor Displacement in cubic centimeters} \times 5}{100}$$

- v. "Fuel Adjustment Factor" is the upstream greenhouse gas emission adjustment factor for various fuels and is assigned the following values:

Fuel Type	Fuel Adjustment Factor
Gasoline	1.00
Diesel	1.00
Natural Gas	1.03
LPG	0.89
E85	0.74

- (C) Vehicles that use electricity or hydrogen as their only fuel source are exempt from testing and submission of greenhouse gas data for calculating CO₂-equivalent combined values. Such vehicles will be assigned a default CO₂-equivalent combined value as follows:

Vehicle Type	CO ₂ -equivalent combined value (g/mile)
Battery Electric	130
Hydrogen Internal Combustion	290
Hydrogen Fuel Cell Electric	210

- (b) The average new vehicle CO₂-equivalent combined value is projected to be 360 grams per mile and will be assigned a global warming score of 5.
- (c) The global warming scores in the following table apply to all:
- (1) passenger cars,
 - (2) light-duty trucks 0-8500 lbs. GVW, except trucks 3751 lbs. LVW to 8500 lbs. GVW that are certified to Option 1 LEV II NO_x standard, pursuant to Title 13, California Code of Regulations, Section 1961(a)(1), and
 - (3) medium-duty passenger vehicles 8501-9999 lbs. GVW:

Grams per mile CO ₂ -equivalent combined	Global Warming Score
---	----------------------

Less than 200	10
200-239	9
240-279	8
280-319	7
320-359	6
360-399	5
400-439	4
440-479	3
480-519	2
520 and up	1

4. Smog Score

- (a) The average new vehicle NMOG + NOx certification value is projected to be closest to an Ultra-Low-Emission Vehicle (ULEV) certification and is assigned a smog score of 5, regardless of actual average certified values.
- (b) The smog scores in the following table apply to 2009 and subsequent model-year passenger cars and light-duty trucks 0-8500 lbs. GVW and medium-duty passenger vehicles 8501-9999 lbs. GVW, as certified pursuant to Title 13, California Code of Regulations, Section 1961(a)(1):

California Emissions Category – Federal Bins	NMOG + NOx (g/mile)	Smog Score
ZEV – Bin 1	0.0	10
PZEV	0.030	9
SULEV – Bin 2	0.030	8
Bin 3	0.085	7
Bin 4	0.110	6
ULEV	0.125	5
LEV – Bin 5	0.160	4
[LEV (option 1) – Bin 6] and [SULEV (MDPV)]	0.190 – 0.200	3
Bin 7	0.240	2
ULEV (MDPV) – Bin 8a	0.325	1

5. Bi-Fuel, Fuel Flexible, and Dual-Fuel Vehicles. Notwithstanding Title 13, California Code of Regulations, Section 1961.1(a)(1)(B)2., the global warming score and smog score are based on exhaust mass emission tests when the vehicle is operating on gasoline or diesel.

6. Environmental Performance Label Format Requirements. Detailed printing requirements and a sample label are given in Attachment A of this specification and

apply to the label requirements of paragraph 2.(a) of these specifications. Unless otherwise stated, a dimensional tolerance of plus or minus 0.039 inches (1.0 millimeter) applies to printer and label feedstock alignment.

(a) Environmental Performance label:

- (1) Must be rectangular in shape 6 inches wide x 4 inches high.
- (2) Must be white, outlined with a 3 point green line and have a 0.5 inch high section of green at the top and a 1 inch high section of green at the bottom.

(b) Label information. The following item numbers correspond with the table numbers and sample label reference numbers in Attachment A. The information on each label must meet the following requirements:

- (1) The color for the prescribed green as specified in Attachment A is PMS 347 (C or U) selected from the Pantone Formula Guide, Product # GP1201, incorporated by reference, herein. When printing in 4 color process the color build for the prescribed green is:

Cyan	100
Magenta	0
Yellow	86
Black	3

When printing in 3 color process the color build for the prescribed green is:

Red	0
Green	161
Blue	96

- (2) "Environmental Performance" is the title of the label. This title must be centered in the top section of green. See Attachment A for font, size and color requirements.
- (3) The phrase "Protect the environment, choose vehicles with higher scores:" must appear under the top section of green. This phrase must be centered with a 9-point gap between the phrase and the top section of green. See Attachment A for font, size and color requirements.
- (4) "Global Warming Score" is a title that must always appear over its respective scale. This title must start 2 picas from the left edge of the label and the bottom of the title must start 8 picas from the top edge of the label. See Attachment A for font, size and color requirements.

- (5) The number for the Global Warming Score is variable and must be centered over the block it represents on the global warming scale. The bottom of the number must start 6 points above the block it represents. Scores are determined in paragraph **3. Global Warming Score**. Vehicles certified to Option 1 LEV II NOx standard, pursuant to Title 13, California Code of Regulations, Section 1961(a)(1), are exempt from this requirement. See Attachment A for font, size and color requirements.
- (6) The number 1 must appear flush left with and underneath each scale line. The top of the number must start 4 points below the bottom of the scale line. The number 1 represents the lowest score a vehicle can get on each scale. See Attachment A for font, size and color requirements.
- (7) “Average new vehicle” must appear as shown in the sample label, under both scales at the center point of the fifth block (or where the fifth block would normally be), and must be marked by a triangle (item 15 in Attachment A). The top of this phrase must start 14 points below the bottom of the scale line. See Attachment A for font, size and color requirements.
- (8) The following statement must appear as shown in the sample label, in the lower section of green on the label: “Vehicle emissions are a primary contributor to global warming and smog. Scores are determined by the California Air Resources Board based on this vehicle’s measured emissions. Please visit **www.DriveClean.ca.gov** for more information.” This statement must be left justified and start 2 picas from the left edge and the bottom of the phrase must be 9 points above the bottom edge of the label. The third row of text must end after the word “visit” and drop down to a fourth line of text to allow room for item 17, the ARB logotype. See Attachment A for font, size and color requirements.
- (9) The words “higher scores:” must be bolded. See Attachment A for font, size and color requirements.
- (10) “Smog Score” is a title that must always appear over its respective scale. This title must be flush left with its scale line, starting 21.75 picas from the left edge of the label and the bottom of the title must start 8 picas from the top edge of the label. See Attachment A for font, size and color requirements.
- (11) The number for the Smog Score is variable and must appear centered over the block it represents on the smog scale. The bottom of the number must start 6 points above the block it represents. Scores are determined in paragraph **4. Smog Score**. See Attachment A for font, size and color requirements.

- (12) Squares on the scales. Each square represents a single score on the scale and must rest on top of the scale line. For example: If a vehicle scores a 5, on a given scale, there will be five squares to represent that score. The first square must be flush left with the scale line (Attachment A item 13) and the tenth square must be flush right with the scale line, therefore maintaining a distance of exactly 3 points between squares, even when not all ten squares are present. See Attachment A for size and color requirements.
- (13) The scale line must appear on both scales and must be a consistent length. The left scale line must start 2 picas from the left edge of the label and the bottom of the scale line must be 2 inches below the top edge of the label. The right scale line must end 2 picas from the right edge of the label and the bottom of the scale line must be 2 inches below the top edge of the label. See Attachment A for length, stroke and color requirements.
- (14) The number 10 must appear flush right with and underneath each scale line. The top of the number must start 4 points below the bottom of the scale line. The number 10 represents the highest score a vehicle can get on each scale. See Attachment A for font, size and color requirements.
- (15) An upright equilateral triangle must appear under both scale lines at the center point of the fifth block (or where the fifth block would normally be) on both scale lines representing where the average new vehicle falls on each scale. The top of the triangle must start at, and touch, the bottom of the scale line. See Attachment A for size and color requirements.
- (16) The title "Cleanest" must appear flush right with and underneath each scale line. The top of the title must start 15 points below the bottom of the scale line. This title must always be bold. See Attachment A for font, size and color requirements.
- (17) The California Environmental Protection Agency / Air Resources Board logotype must appear in the lower right hand corner as shown in the sample label. The dividing line must end 18 points from the right edge of the label and the bottom of the line must be 21 points above the bottom edge of the label. The top phrase must be flush left with the dividing line and the bottom phrase must start 4 points beyond the left edge of the dividing line and end 5 points beyond the right end of the dividing line. There must be a 3-point gap above and a 3-point gap below the dividing line and each corresponding phrase. See Attachment A for font, size and color requirements.

(18) The Drive Clean website (www.DriveClean.ca.gov) must always appear bold within Item 8. See Attachment A for font, size and color requirements.

(19) Vehicles capable of operating on more than one fuel must display the following statement: "Using alternative fuels may improve scores. See www.DriveClean.ca.gov". This statement must be centered with a 9-point gap between the statement and the bottom section of green. See Attachment A for font, size and color requirements.

7. Alternate Environmental Performance Label Format Requirements. Detailed printing requirements and a sample alternate label are given in Attachment B of this specification and apply to the label requirements of paragraph 2.(b) of these specifications. Unless otherwise stated, a dimensional tolerance of plus or minus 0.039 inches (1.0 millimeter) applies to printer and label feedstock alignment.

(a) Alternate Environmental Performance labels:

- (1) Must be rectangular in shape with a minimum size of 4.5 inches wide by 2.5 inches high.
- (2) Must be white, outlined with a 3 point green line and have a 0.3125 inch high section of green at the top and a 0.667 inch high section of green at the bottom.

(b) Label information. The following item numbers correspond with the table numbers and sample alternate label reference numbers in Attachment B. The information on each label must meet the following requirements:

- (1) The color for the prescribed green as specified in Attachment B is PMS 347 (C or U) selected from the Pantone Formula Guide, Product # GP1201, incorporated by reference, herein. When printing in 4 color process the color build for the prescribed green is:

Cyan	100
Magenta	0
Yellow	86
Black	3

When printing in 3 color process the color build for the prescribed green is:

Red	0
Green	161
Blue	96

- (2) “Environmental Performance” is the title of the label. This title must be centered in the top section of green. See Attachment B for font, size and color requirements.
- (3) The phrase “Protect the environment, choose vehicles with higher scores:” must appear under the top section of green. This phrase must be centered with a 5-point gap between the phrase and the top section of green. See Attachment B for font, size and color requirements.
- (4) “Global Warming Score” is a title that must always appear over its respective scale. This title must start 1.5 picas from the left edge and the bottom of the title must start 5 picas from the top edge of the label. See Attachment B for font, size and color requirements.
- (5) The number for the Global Warming Score is variable and must be centered over the block it represents on the global warming scale. The bottom of the number must start 4 points above the block it represents. Scores are determined in paragraph **3. Global Warming Score**. Vehicles certified to Option 1 LEV II NOx standard, pursuant to Title 13, California Code of Regulations, Section 1961(a)(1), are exempt from this requirement. See Attachment B for font, size and color requirements.
- (6) The number 1 must appear flush left with and underneath each scale line. The top of the number must start 3 points below the bottom of the scale line. The number 1 represents the lowest score a vehicle can get on each scale. See Attachment B for font, size and color requirements.
- (7) “Average new vehicle” must appear as shown in the sample alternate label, under both scales at the center point of the fifth block (or where the fifth block would normally be), and must be marked by a triangle (item 15 in Attachment B). The top of this phrase must start 10 points below the bottom of the scale line. See Attachment B for font, size and color requirements.
- (8) The following statement must appear as shown in the sample alternate label, in the lower section of green on the label: “Vehicle emissions are a primary contributor to global warming and smog. Scores are determined by the California Air Resources Board based on this vehicle’s measured emissions. Please visit **www.DriveClean.ca.gov** for more information.” This statement must be left justified and start 1 pica from the left edge and the bottom of the phrase must be 6 points above the bottom edge of the label. The third row of text must end after the word “visit” and drop down to a fourth line of text to allow room for item 17, the ARB logotype. See Attachment B for font, size and color requirements.

- (9) The words “higher scores:” must be bolded. See Attachment B for font, size and color requirements.
- (10) “Smog Score” is a title that must always appear over its respective scale. This title must be flush left with its scale line, starting 15.67 picas from the left edge of the label and the bottom of the title must start 5 picas from the top edge of the label. See Attachment B for font, size and color requirements.
- (11) The number for the Smog Score is variable and must appear centered over the block it represents on the smog scale. The bottom of the number must start 4 points above the block it represents. Scores are determined in paragraph 4. **Smog Score**. See Attachment B for font, size and color requirements.
- (12) Squares on the scales. Each square represents a single score on the scale and must rest on top of the scale line. For example: If a vehicle scores a 5, on a given scale, there will be five squares to represent that score. The first square must be flush left with the scale line (Attachment B, item 13) and the tenth square must be flush right with the scale line, therefore maintaining a distance of exactly 2 points between squares, even when not all ten squares are present. See Attachment B for size and color requirements.
- (13) The scale line must appear on both scales and must be a consistent length. The left scale line must start 1.5 picas from the left edge of the label and the bottom of the scale line must be 7.5 picas below the top edge of the label. The right scale line must end 1.5 picas from the right edge of the label and the bottom of the scale line must be 7.5 picas below the top edge of the label. See Attachment B for length, stroke and color requirements.
- (14) The number 10 must appear flush right with and underneath each scale line. The top of the number must start 3 points below the bottom of the scale line. The number 10 represents the highest score a vehicle can get on each scale. See Attachment B for font, size and color requirements.
- (15) An upright equilateral triangle must appear under both scale lines at the center point of the fifth block (or where the fifth block would normally be) on both scale lines, representing where the average new vehicle falls on each scale. The top of the triangle must start at, and touch, the bottom of the scale line. See Attachment B for size and color requirements.
- (16) The title “Cleanest” must appear flush right with and underneath each scale line. The top of the title must start 12 points below the bottom of

the scale line. This title must always be bold. See Attachment B for font, size and color requirements.

- (17) The California Environmental Protection Agency / Air Resources Board logotype must appear in the lower right hand corner as shown in the sample alternate label. The dividing line must end 7 points from the right edge of the label and the bottom of the dividing line must be 14 points above the bottom edge of the label. The top phrase must be flush left with the dividing line and the bottom phrase must be flush left with the dividing line. There must be a 2-point gap above and a 2-point gap below the dividing line and each corresponding phrase. See Attachment B for font, size and color requirements.
- (18) The Drive Clean website (**www.DriveClean.ca.gov**) must always appear bold within Item 8. See Attachment B for font, size and color requirements.
- (19) Vehicles capable of operating on more than one fuel must display the following statement: "Using alternative fuels may improve scores. See www.DriveClean.ca.gov". This statement must be centered with a 5-point gap between the statement and the bottom section of green. See Attachment B for font, size and color requirements.

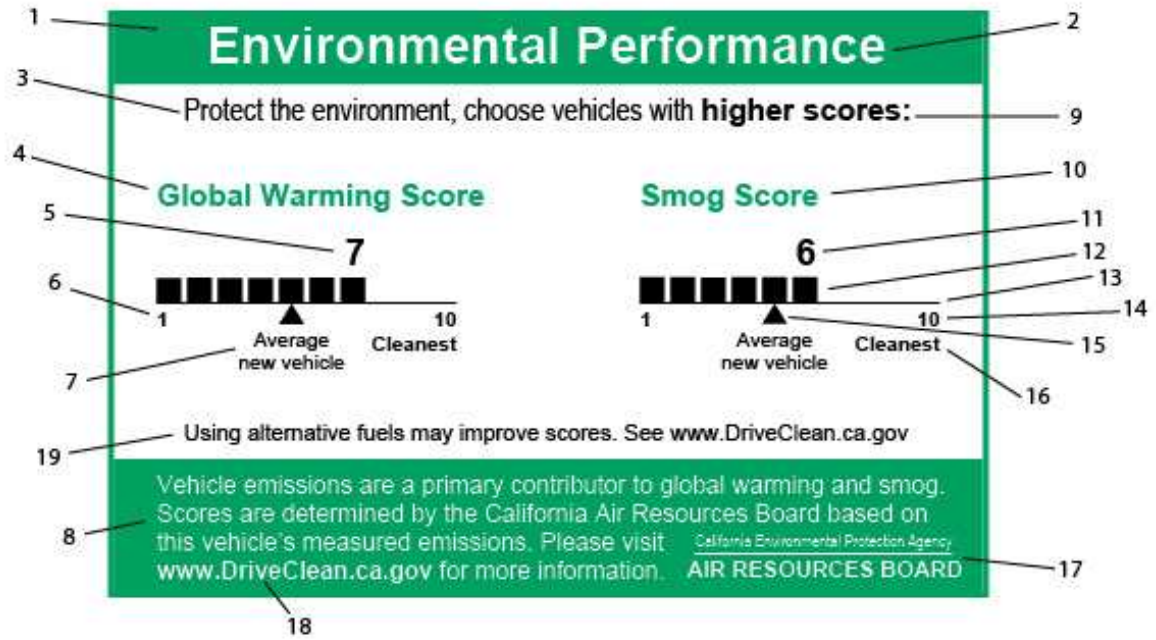
8. Severability. Each provision of these specifications is severable, and in the event that any provision or part(s) thereof are held to be invalid, the remainder of these specifications remain in full force and effect.

ATTACHMENT A

ENVIRONMENTAL PERFORMANCE LABEL STYLE REQUIREMENTS

1	Label Background 6 x 4 inches whole; top green: 6 x 0.5 inches; Bottom green: 6 x 1 inches; green stroke: 3 points; Color: PMS 347 (C or U)
2	font: Arial Bold; size: 25 points; color: knocked out of green (appears white)
3	font: Arial Narrow; size: 15 points; color: Black
4, 10	font: Arial Bold; size: 15 points; color: PMS 347 (C or U)
5, 11	font: Arial Bold; size: 18 points; color: Black
6, 14	font: Arial Bold; size: 10 points; color: Black
7	font: Arial Regular; size/leading: 10/12 points; color: Black
8	font: Arial Regular; size/leading: 12/14 points; color: knocked out of green (appears white)
9	font: Semi-bold Arial Bold; size: 15 points; color: Black
12	size: 12 x 12 points; color: Black; distance: 3 points apart
13	Scale Line: length: 147 points; stroke: 1 point; color: Black
15	size: 12 points each side; color: Black
16	font: Arial Bold; size: 10 points; color: Black
17	California Environmental Protection Agency / Air Resources Board logotype: Top Row: font: Arial Narrow; size: 8 points (Title Case) Bottom Row: font: Arial Bold; size: 11 points (All Caps) Line weight: 1 point; length: 126 points Color for all: knocked out of green (appears white)
18	www.DriveClean.ca.gov: Font: Arial Bold Size: 12 points Color: knocked out of green (appears white)
19	Alternative fuel phrase: font: Arial Regular; size: 11 points; color: Black

Sample Environmental Performance Label

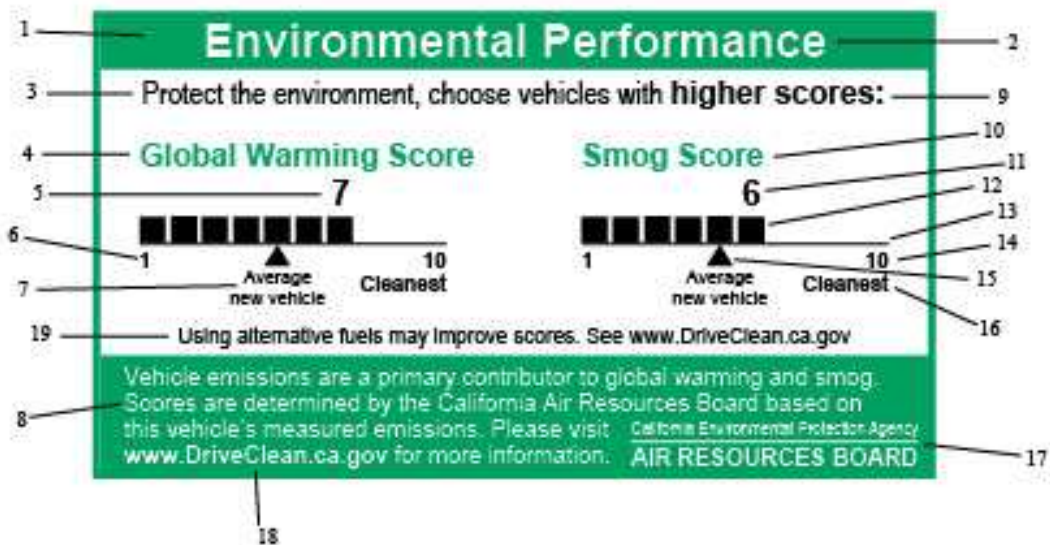


ATTACHMENT B

ALTERNATE ENVIRONMENTAL PERFORMANCE LABEL STYLE REQUIREMENTS

1	Label Background 4.5 x 2.5 inches whole; top green: 4.5 x 0.3056 inches; Bottom green: 4.5 x 0.667 inches; green stroke: 3 points; Color: PMS 347 (C or U)
2	font: Arial Bold; size: 18 points; color: knocked out of green (appears white)
3	font: Arial Narrow; size: 12 points; color: Black
4, 10	font: Arial Bold; size: 12 points; color: PMS 347 (C or U)
5, 11	font: Arial Bold; size: 13 points; color: Black
6, 14	font: Arial Bold; size: 8 points; color: Black
7	font: Arial Regular; size/leading: 7/8 points; color: Black
8	font: Arial Regular; size/leading: 9/10 points; color: knocked out of green (appears white)
9	font: Arial Bold; size: 12 points; color: Black
12	size: 10 x 10 points; color: Black; distance: 2 points apart
13	Scale Line: length: 118 points; stroke: 1 point; color: Black
15	size: 10 points each side; color: Black
16	font: Arial Bold; size: 8 points; color: Black
17	California Environmental Protection Agency / Air Resources Board logotype: Top Row: font: Arial Narrow; size: 7 points (Title Case) Bottom Row: font Arial Bold; size: 9 points (All Caps) Line weight: 1.0 points; line length: 110 points Color for all: knocked out of green (appears white)
18	www.DriveClean.ca.gov: Font: Arial Bold; Size/ leading: 9/10 points; Color: knocked out of green (appears white)
19	Alternative fuel phrase: font: Arial Regular; size: 8 points; color: Black

Sample
Alternate Environmental Performance Label



Note: ~~Strikeout~~ indicates deleted text; underline indicates inserted text.

**California Environmental Protection Agency
AIR RESOURCES BOARD**

**CALIFORNIA EXHAUST EMISSION STANDARDS AND TEST PROCEDURES FOR
2001 AND SUBSEQUENT MODEL
PASSENGER CARS, LIGHT-DUTY TRUCKS, AND MEDIUM-DUTY VEHICLES**

Adopted: August 5, 1999
Amended: December 27, 2000
Amended: July 30, 2002
Amended: September 5, 2003 (corrected February 20, 2004)
Amended: May 28, 2004
Amended: August 4, 2005
Amended: June 22, 2006
Amended: October 17, 2007
Amended: May 2, 2008

NOTE: This document is incorporated by reference in sections 1960.1(k) and 1961(d), title 13, California Code of Regulations (CCR). It contains the majority of the requirements necessary for certification of a passenger car, light-duty truck or medium-duty vehicle for sale in California, in addition to containing the exhaust emission standards and test procedures for these motor vehicles. However, reference is made in these test procedures to other ARB documents that contain additional requirements necessary to complete an application for certification. These other documents are designed to be used in conjunction with this document. They include:

1. “California Exhaust Emission Standards and Test Procedures for 2005 and Subsequent Model Zero-Emission Vehicles, and 2001 and Subsequent Model Hybrid Electric Vehicles, in the Passenger Car, Light-Duty Truck and Medium-Duty Vehicle Classes” (incorporated by reference in section 1962, title 13, CCR);

2. “California Evaporative Emission Standards and Test Procedures for 2001 and Subsequent Model Motor Vehicles” (incorporated by reference in section 1976(c), title 13, CCR);

3. “California Refueling Emission Standards and Test Procedures for 2001 and Subsequent Model Motor Vehicles” (incorporated by reference in section 1978(b), title 13, CCR);

4. OBD II (section 1968, et seq. title 13, CCR, as applicable);

5. “California Smog Index Label Specifications for 2004 through 2009 Model Year Passenger Cars and Light-Duty Trucks” (incorporated by reference in section 1965, title 13, CCR);

6. “California Environmental Performance Specifications for 2009 and Subsequent Model Year Passenger Cars, Light-Duty Trucks, and Medium-Duty Passenger Vehicles” (incorporated by reference in 1965, title 13, CCR);

67. Warranty Requirements (sections 2037 and 2038, title 13, CCR);

78. “Specifications for Fill Pipes and Openings of Motor Vehicle Fuel Tanks” (incorporated by reference in section 2235, title 13, CCR);

89. Guidelines for Certification of Federally Certified Light-Duty Motor Vehicles for Sale in California (incorporated by section 1960.5, title 13, CCR); and

910. “California Non-Methane Organic Gas Test Procedures,” (incorporated by reference in section 1961(d), title 13, CCR).

The section numbering conventions for this document are set forth in Part I, section A.3 on page A-2.

**CALIFORNIA EXHAUST EMISSION STANDARDS AND TEST PROCEDURES
FOR 2001 AND SUBSEQUENT MODEL
PASSENGER CARS, LIGHT-DUTY TRUCKS AND MEDIUM-DUTY VEHICLES**

The provisions of Subparts B, C, and S, Part 86, Title 40, Code of Federal Regulations, as adopted or amended on May 4, 1999 or as last amended on such other date set forth next to the 40 CFR Part 86 section title listed below, and to the extent they pertain to exhaust emission standards and test procedures, are hereby adopted as the "California Exhaust Emission Standards and Test Procedures for 2001 and Subsequent Model Passenger Cars, Light-Duty Trucks, and Medium-Duty Vehicles," with the following exceptions and additions.

**PART I: GENERAL PROVISIONS FOR CERTIFICATION AND IN-USE
VERIFICATION OF EMISSIONS**

* * * *

C. General Requirements for Certification

* * * *

3. §86.1807 Vehicle Labeling

* * * *

3.3 California Labeling Requirements.

3.3.1. In addition to the federal requirements set forth in §86.1807, labeling shall conform with the requirements specified in section 1965, title 13, CCR, and the "California Smog Index Label Specifications for 2004 through 2009 Model Year Passenger Cars and Light-Duty Trucks" and "California Environmental Performance Specifications for 2009 and Subsequent Model Year Passenger Cars, Light-Duty Trucks, and Medium-Duty Passenger Vehicles" as incorporated by reference in section 1965, title 13, CCR. In cases where there is conflict with the federal label specifications, the California requirements shall apply.

* * * *

Amend Title 13, California Code of Regulations, to read as follows:

Note: ~~Strikeout~~ indicates deleted text; underline indicates inserted text.

§ 1961. Exhaust Emission Standards and Test Procedures - 2004 and Subsequent Model Passenger Cars, Light-Duty Trucks, and Medium-Duty Vehicles.

Introduction. [No change.]

Sections (a) through (c). [No change.]

(d) *Test Procedures.* The certification requirements and test procedures for determining compliance with the emission standards in this section are set forth in the “California Exhaust Emission Standards and Test Procedures for 2001 and Subsequent Model Passenger Cars, Light-Duty Trucks, and Medium-Duty Vehicles,” as amended ~~October 17, 2007~~ May 2, 2008 and the “California Non-Methane Organic Gas Test Procedures,” as amended July 30, 2002, which are incorporated herein by reference. In the case of hybrid electric vehicles and on-board fuel-fired heaters, the certification requirements and test procedures for determining compliance with the emission standards in this section are set forth in the “California Exhaust Emission Standards and Test Procedures for 2005 and Subsequent Model Zero-Emission Vehicles, and 2001 and Subsequent Model Hybrid Electric Vehicles, in the Passenger Car, Light-Duty Truck and Medium-Duty Vehicle Classes,” incorporated by reference in section 1962.

Section (e). [No change.]

Note: Authority cited: Sections 39500, 39600, 39601, 43013, 43018, 43101, 43104, 43105, and 43106, Health and Safety Code. Reference: Sections 39002, 39003, 39667, 43000, 43009.5, 43013, 43018, 43100, 43101, 43101.5, 43102, 43104, 43105, 43106, 43204, and 43205, Health and Safety Code.