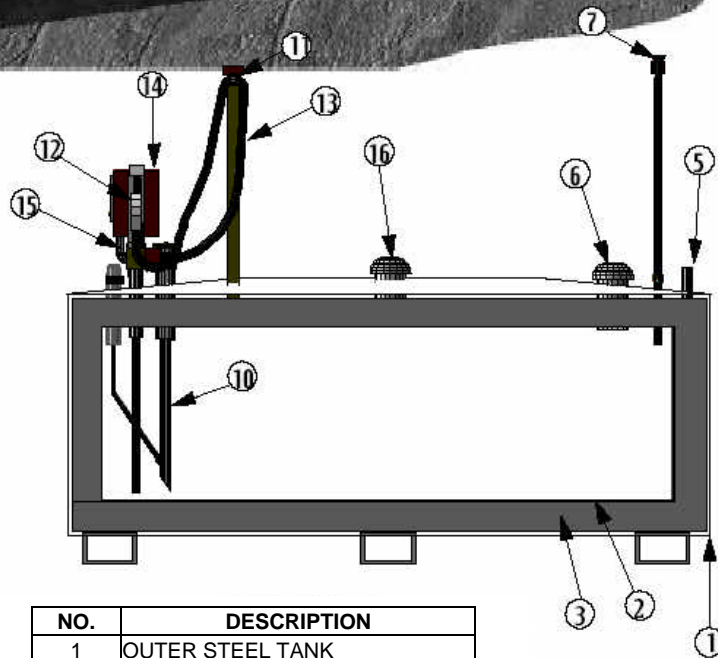
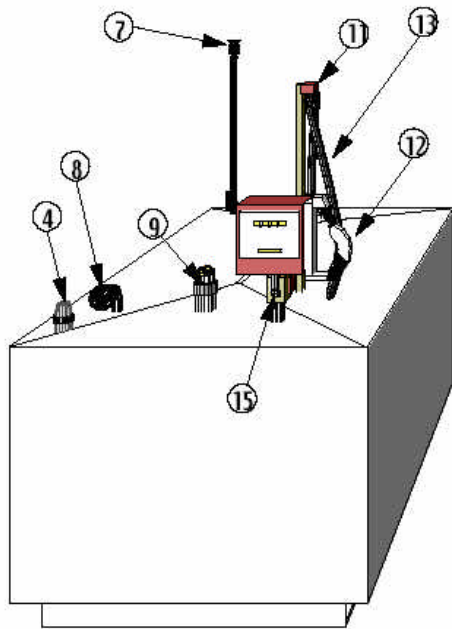
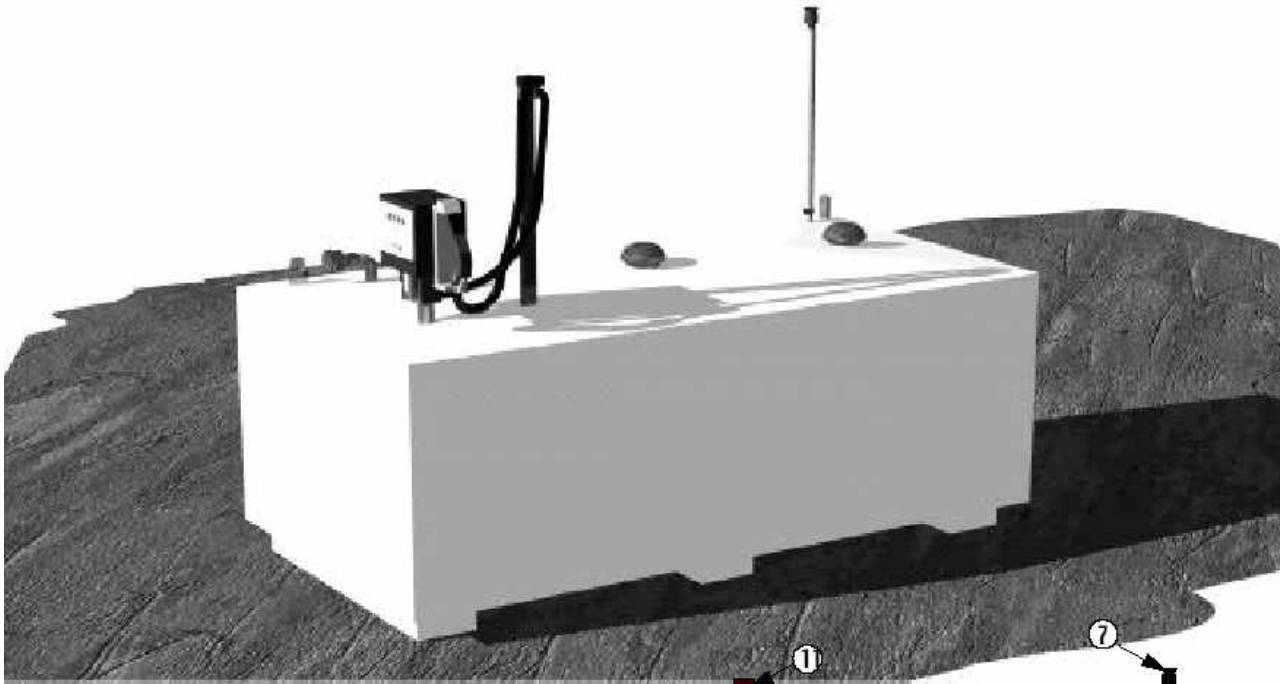


Exhibit 1

Top Mount Aboveground Tank Phase II Vapor Recovery System



| NO. | DESCRIPTION |
|-----|------------------------------|
| 1 | OUTER STEEL TANK |
| 2 | INNER STEEL TANK |
| 3 | 6" CONCRETE |
| 4 | LEVEL GAUGE |
| 5 | INTERSTITIAL MONITORING TUBE |
| 6 | TANK EMERGENCY VENT |
| 7 | PRESSURE VACUUM (P/V) VENT |
| 8 | VAPOR ADAPTOR AND CAP |
| 9 | FILL ADAPTOR AND CAP |
| 10 | SUBMERGED FILL TUBE |
| 11 | HOSE RETRACTOR |
| 12 | NOZZLE |
| 13 | COAXIAL HOSE |
| 14 | PUMP |
| 15 | COAXIAL HOSE ADAPTOR |
| 16 | OUTER TANK VENT |