

State of California
AIR RESOURCES BOARD

Executive Order G-70-152

Certification of Moiser Brothers Tanks and Manufacturing
Protected Aboveground Gasoline Tank Filling/Dispensing
Vapor Recovery System

WHEREAS, the Air Resources Board (the "Board") has established, pursuant to Sections 39600, 39601, and 41954 of the Health and Safety Code, certification procedures for systems designed for the control of gasoline vapor emissions displaced during the filling of storage tanks at service stations ("Phase I vapor recovery systems") and for the control of gasoline vapor emissions from motor vehicle fueling operations ("Phase II vapor recovery systems") in its "Certification Procedures for Gasoline Vapor Recovery Systems at Service Stations" as last amended December 4, 1981 (the "Certification Procedures"), incorporated by reference in Section 94001 of Title 17, California Code of Regulations;

WHEREAS, the Board has established, pursuant to Sections 39600, 39601, and 41954 of the Health and Safety Code, test procedures for determining compliance of Phase I and Phase II vapor recovery systems with emission standards in its "Test Procedures for Determining the Efficiency of Gasoline Vapor Recovery Systems at Service Stations" as last amended September 1, 1982 (the "Test Procedures"), incorporated by reference in Section 94000 of Title 17, California Code of Regulations;

WHEREAS, Moiser Brothers Tanks and Manufacturing has applied for Phase I and Phase II vapor recovery certification of its protected aboveground tank's vapor recovery system for use with gasoline and on single or split (two compartment) product tanks from 500 up to 2,000 gallons total capacity, cylindrical in shape, and with top loading Phase I and top dispensing Phase II vapor recovery equipment;

WHEREAS, the Moiser Brothers Tanks and Manufacturing protected aboveground gasoline tank vapor recovery system has been evaluated pursuant to the Certification Procedures and Test Procedures;

WHEREAS, Section VIII-A of the Certification Procedures provides that the Executive Officer shall issue an order of certification if he or she determines that a vapor recovery system conforms to all of the requirements set forth in Sections I through VII; and

WHEREAS, I find that the Moiser Brothers Tanks and Manufacturing protected aboveground gasoline tank vapor recovery system, when used with ARB certified Phase I and Phase II balance vapor recovery components, conforms with all the requirements set forth in Sections I through VII of the Certification Procedures;

NOW, THEREFORE, IT IS HEREBY ORDERED that this certification applies to the Moiser Brothers Tanks and Manufacturing protected aboveground gasoline tank vapor recovery system. The system certified hereby is shown in Exhibits 1 and 2, attached. The vapor recovery system certified by this order may be used with gasoline and on tanks with the same geometric configuration and design shown, with top loading Phase I and top dispensing Phase II vapor recovery equipment, and in sizes varying from 500 to 2,000 gallons total capacity as listed in Exhibit 2. The tanks may be constructed in single or split compartmental configuration.

IT IS FURTHER ORDERED that the use of Air Resources Board certified Phase I and Phase II vapor recovery components shall be a condition to certification. A listing of certified vapor recovery components incorporated by Moiser Brothers Tanks and Manufacturing in their protected aboveground tank system as tested is given in Exhibit 3, attached. In the alternative, Air Resources Board certified Phase I components from Exhibits 1 through 3 of Executive Order G-70-97-A and Exhibits 1 and 2 of Executive Order G-70-142-A and certified balance system Phase II components from Executive Order G-70-52-AM and other G-70 series may be used.

IT IS FURTHER ORDERED that; in order to prevent spitback or condensate from blocking the vapor path between the vehicle fill pipe and the storage tank headspace, the routing of the coaxial hose shall be consistent with the configurations shown in exhibits 4 through 11a in the CARB Executive Order G-70-52 series, with the exception that the highest point in the hose must be above the top of the storage tank and there shall be no liquid trap in the vapor path between the high point in the hose and the storage tank vapor head space during fuel dispensing. Furthermore, there shall be no liquid trap between the vehicle fill pipe and the highest point in the coaxial hose unless the hose is equipped with a liquid removal system with the liquid pickup located at the liquid trap.

IT IS FURTHER ORDERED that the threaded stem normally used with the Bobtail truck bulk delivery nozzle be replaced with an OPW 633-B coupler along with OPW 633-BA series coupler/adaptor(s) (or an equivalent arrangement that allows for no leakage of gasoline) to connect the Bobtail truck bulk delivery nozzle with the storage tank fill adaptor (or coaxial fill adaptor) during transfer of gasoline from the delivery truck to the storage tank.

IT IS FURTHER ORDERED that the tanks must be constructed with a minimum of 6 inches of concrete insulating material between the primary tank and the outer liner as shown in Exhibit 2.

IT IS FURTHER ORDERED that the general exterior of the storage tanks be painted white.

IT IS FURTHER ORDERED that any emergency vent installed on the tanks be leak free at the operating pressure of the tank when tested in accordance with ARB Method 2-6, "Test Procedures for Gasoline Vapor Leak Detection Using Combustible Gas Detector" adopted September 1, 1982, incorporated by reference in Section 94007 of Title 17, California Code of Regulations.

IT IS FURTHER ORDERED that prior to using any Moiser Brothers Tanks and Manufacturing protected aboveground tank for storage of gasoline its vapor recovery system shall be leak checked at or above the working pressure of the system (PV vent setting) and verified to be vapor tight. Thereafter, the vapor recovery system shall be checked once a year to ensure a vapor tight system and proper operation of the vapor recovery equipment.

IT IS FURTHER ORDERED that compliance with the rules and regulations of the local air pollution control district with jurisdiction where the installed system is located, shall be made a condition of this certification.


IT IS FURTHER ORDERED that the tank and associated piping and other equipment not specifically listed as approved Phase I equipment in Exhibit 3 of this Executive Order, Exhibits 1 through 3 of Executive Order G-70-97-A or Exhibits 1 and 2 of Executive Order G-70-142-A nor specifically listed as approved Phase II equipment in Exhibit 3 of this Executive Order or in

Executive Order G-70-52-AM and other G-70 series shall comply with the rules and regulations of the local fire officials with jurisdiction where the installed system is located, and that the use of a PV vent valve shall require the prior approval of such local fire official.

IT IS FURTHER ORDERED that compliance with all applicable certification requirements and rules and regulations of the Division of Measurement Standards, the Office of the State Fire Marshal, and the Division of Occupational Safety and Health of the Department of Industrial Relations shall be made a condition of this certification.

IT IS FURTHER ORDERED that any alteration of the equipment, parts, design, or operation of configurations certified hereby, is prohibited, and deemed inconsistent with this certification, unless such alteration has been approved by the undersigned or the Executive Officer's designee.

Executed this 31st day of October, 1993, at Sacramento, California.



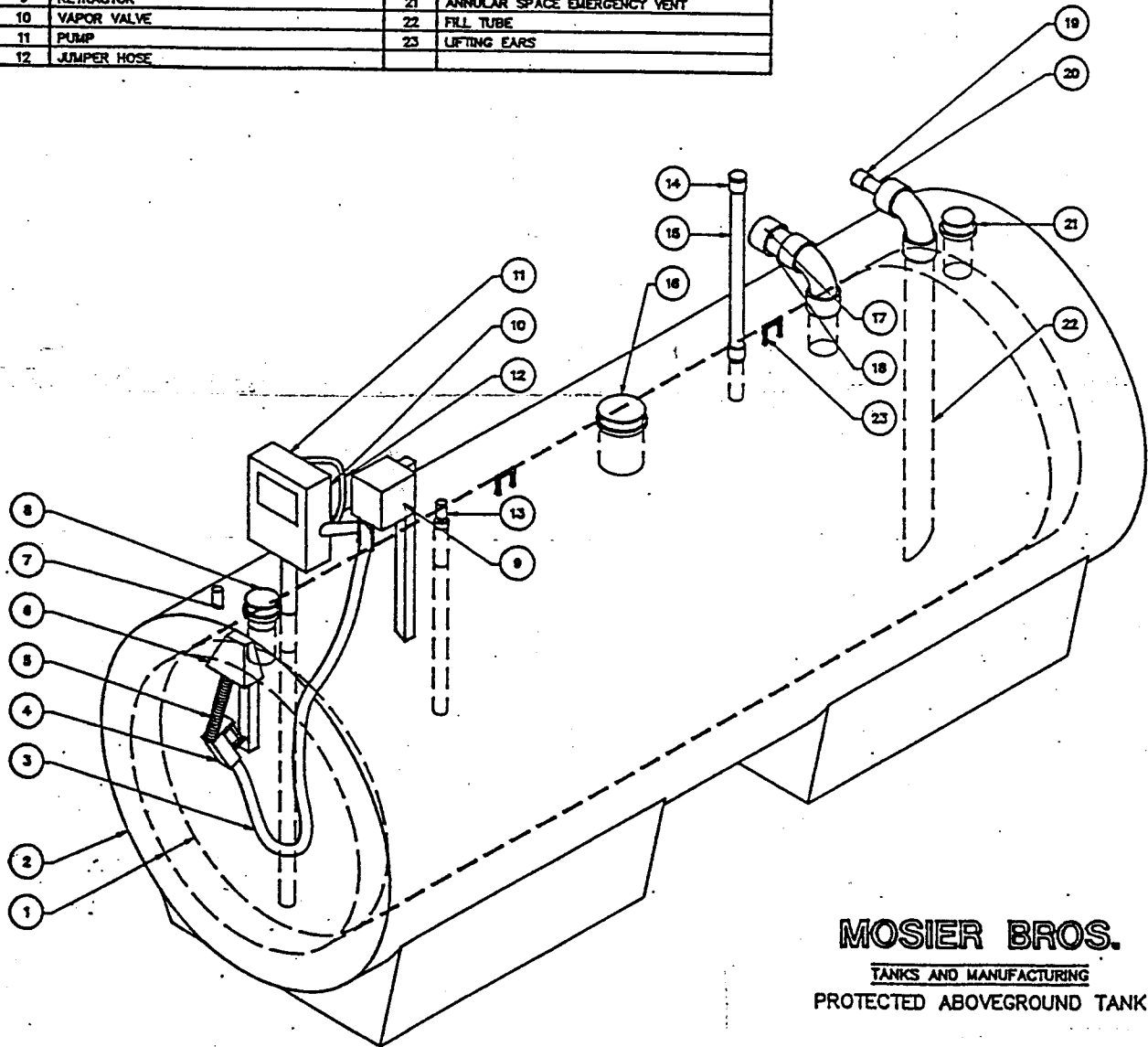
James J. Morgester, Chief
Compliance Division

Exhibit 1

Executive Order G-70-152

Moiser Brothers Tanks and Manufacturing Protected Aboveground Gasoline Tank Filling/Dispensing Vapor Recovery System

TANK LEGEND			
NO.	DESCRIPTION	NO.	DESCRIPTION
1	DOUBLE WALL STEEL TANK	13	FLOAT GAUGE
2	REINFORCED CONCRETE	14	PRESSURE VACUUM VENT
3	COAXIAL HOSE	15	2" SCHEDULE 40 PIPE
4	SWIVEL	16	PRIMARY TANK EMERGENCY VENT
5	VAPOR RECOVERY NOZZEL	17	VAPOR CAP
6	NOZZLE HOOD	18	VAPOR ADAPTOR
7	ANNULAR SPACE MONITOR ACCESS	19	FILL CAP
8	ANNULAR SPACE EMERGENCY VENT	20	FILL ADAPTOR
9	RETRACTOR	21	ANNULAR SPACE EMERGENCY VENT
10	VAPOR VALVE	22	FILL TUBE
11	PUMP	23	LIFTING EARS
12	JUMPER HOSE		



MOSIER BROS.
 TANKS AND MANUFACTURING
 PROTECTED ABOVEGROUND TANK

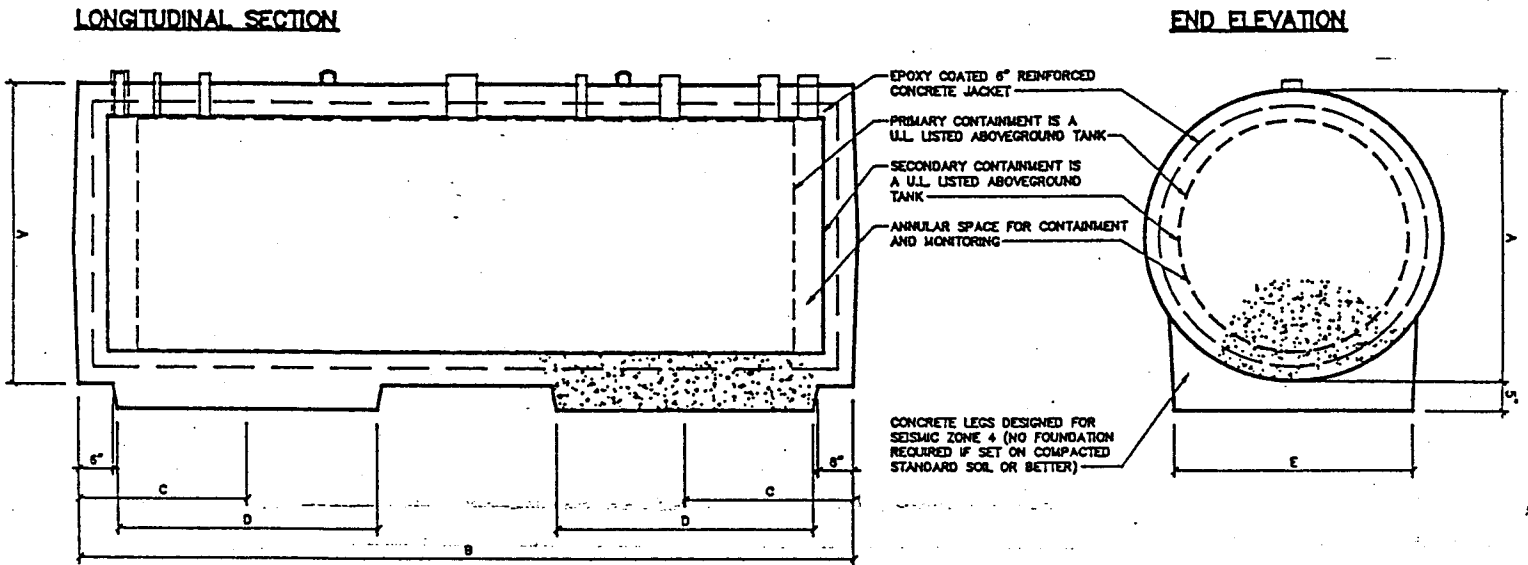
Note: Tanks must be constructed with a minimum of six inches of concrete insulating material between the primary tank and the outer liner.

Exhibit 2

Executive Order G-70-152

Moiser Brothers Tanks and Manufacturing Protected Aboveground Gasoline Tank Filling/Dispensing Vapor Recovery System

Construction Specifications



TANK DIMENSIONS								
TANK SIZE	OVERALL		TANK LEGS			PRIMARY TANK THICKNESS	SECONDARY TANK THICKNESS	WEIGHT (POUNDS)
	DIAMETER "A"	LENGTH "B"	LOCATION "C"	LENGTH "D"	WIDTH "E"			
500 GALLON	4'-10"	6'-1/2"	2'-8"	3'-1"	4'-0"	12 GA.	12 GA.	10,418
1000 GALLON	4'-10"	13'-1/2"	2'-10"	4'-8"	4'-0"	10 GA.	10 GA.	18,045
1000 GALLON 2 COMPARTMENTS	4'-10"	13'-1/2"	2'-10"	4'-8"	4'-0"	10 GA.	10 GA.	18,045
2000 GALLON	7'-3"	10'-8"	3'-3"	3'-6"	6'-0"	3/16"	3/16"	27,293
2000 GALLON 2 COMPARTMENTS	7'-3"	10'-8"	3'-3"	3'-6"	6'-0"	3/16"	3/16"	27,293

MOSIER BROS.
TANKS AND MANUFACTURING
PROTECTED ABOVEGROUND TANK

Note: Tanks must be constructed with a minimum of six inches of concrete insulating material between the primary tank and the outer liner.

Exhibit 3

Executive Order G-70-152

Moiser Brothers Tanks and Manufacturing Protected Aboveground
Gasoline Tank Filling/Dispensing Vapor Recovery System

Incorporated Phase I Vapor Recovery Components

<u>Component</u>	<u>Manufacturer</u>	<u>Model</u>
<u>Fill Tube</u>	<u>Emco Wheaton</u>	<u>A-20</u>
<u>Fill Adaptor</u>	<u>OPW</u>	<u>633-A</u>
<u>Fill Cap</u>	<u>OPW</u>	<u>634-B</u>
<u>Vapor Adaptor</u>	<u>Emco Wheaton</u>	<u>A-76</u>
<u>Vapor Cap</u>	<u>Emco Wheaton</u>	<u>A-99-002</u>
<u>PV Vent</u>	<u>Hazlett</u>	<u>H-PVB-1</u>

Incorporated Phase II Vapor Recovery Components

<u>Component</u>	<u>Manufacturer</u>	<u>Model</u>
<u>Nozzle</u>	<u>Emco Wheaton</u>	<u>A-4001</u>
<u>Coaxial Hose</u>	<u>Daco</u>	<u>2000</u>
<u>Hose Retractor</u>	<u>Pomeco</u>	<u>102</u>
<u>Coaxial Hose Swivel</u>	<u>Emco Wheaton</u>	<u>A-4110</u>
<u>Vapor Check Valve</u>	<u>Emco Wheaton</u>	<u>A-226</u>

Notes:

See Executive Order G-70-97-A (Exhibits 1, 2 & 3) and Executive Order G-70-142-A (Exhibits 1 & 2) for a listing of ARB certified Phase I two-point and coaxial vapor recovery equipment and components which may be used as an alternative to the equipment above.

See Executive Order G-70-52-AM and other G-70 series for ARB certified Phase II balance system vapor recovery equipment and components which may be used as an alternative to the equipment above.